



Sunday 12th June 2022

JIPMAT 2022: NTA extends application deadline to June 15- Direct link


JIPMAT 2022 application deadline is extended to June 15, 2022. Candidates can check the revised schedule and steps to apply for management admission test here. Aspirants can apply to both the Indian Institute of Management (IIM) Bodh Gaya and [IIM Jammu](#) through JIPMAT 2022 only



Devanshe Pandey

Updated Jun 12, 2022 | 04:53 PM IST

JIPMAT 2022: NTA extends application deadline to June 15- Direct link



JIPMAT 2022: NTA extends application deadline to June 15- Direct link

[Joint Integrated Programme](#) in Management Admission Test ([JIPMAT](#)) 2022 application deadline is extended to June 15, 2022. [National Testing Agency \(NTA\)](#) has issued a circular stating the revised schedule. Candidates can now apply till June 15 up to 5 pm and the application fee can be submitted till 11:50 pm. NTA will open the application form correction window from June 17 to June 18 up to 11:50 pm.

[JIPMAT 2022: Application link](#)

In the official notice, NTA mentions: "In continuation to the Public Notice dated 10.05.2022 regarding the submission of the Online Application Form of Joint Integrated Programme in Management Admission Test (JIPMAT) – 2022, it is hereby informed that the last date for the submission of Online Application Form has been extended from 10 June 2022 to 15 June 2022."

Candidates who want to register for the management admission test can visit the official website of JIPMAT at jipmer.nta.ac.in and apply. Candidates can also refer to the direct application link given below.

JIPMAT 2022: How to apply

1. Go to the official website– jipmer.nta.ac.in
2. Click on the JIPMAT 2022 registration link available on the homepage
3. A new page would open, click on the Register/Login tab
4. Alternatively, click on the direct link here
5. Register first to generate you login ID
6. Login using your Application number and password
7. JIPMAT 2022 Application form would appear on the screen
8. Fill in the form with all asked details and upload scanned documents
9. Pay the application fee and submit form
10. Take a printout of the application form

The *exam* will be held on July 3, in a computer-based test format from 3 pm to 5:30 pm.

Candidates can reach out to NTA in case of any queries through the following contact details- Number- 011 4075 9000; Email- jipmat@nta.ac.in.

<https://www.timesnownews.com/education/jipmat-2022-nta-extends-application-deadline-to-june-15-direct-link-article-92161556>



Friday 10th June 2022

JIPMAT 2022 registration date extended, check direct link here

The registration date for JIPMAT 2022 has been extended till June 15. Here's how you can apply.



India Today Web Desk

New Delhi June 10, 2022UPDATED: June 10, 2022 14:09 IST



JIPMAT 2022 registration date has been extended.

JIPMAT 2022: Attention candidates, the National Testing Agency, NTA, has extended the registration date for the Joint Integrated Programme in Management Admission Test, JIPMAT 2022. A notice regarding the same is available on the official website, i.e., jipmat.nta.ac.in. As per the notice, the date has been extended from June 10 to June 15, 2022.

Candidates who wish to apply are requested to visit the official website, i.e., jipmat.nta.ac.in to apply for the same. The notice further reads that the correction application window will open on June 17 and will close on June 18, 2022.

The JIPMAT 2022 will be held on July 3 from 3 pm to 5:30 pm as a computer-based test (CBT).

OFFICIAL NOTICE

Candidates can [click here](#) to read the full notice.

STEPS TO APPLY

Step 1: Visit the official website, i.e., jipmat.nta.ac.in.

Step 2: On the homepage, click on the link that reads, 'JIPMAT- Registration 2022'.

<https://www.indiatoday.in/education-today/notification/story/jipmat-2022-registration-date-extended-check-direct-link-here-1960799-2022-06-10>



Friday 10th June 2022

JIPMAT 2022: IIM Admission Test Registration Date Extended

The JIPMAT 2022 registration deadline has now been extended up to June 15. JIPMAT application 2022 forms are available on the website – jipmat.nta.ac.in.

[Education](#) | Written By [Mridusmita Deka](#) | Updated: Jun 9, 2022 6:46 pm IST



JIPMAT application form 2022 registration deadline extended

Exclusive Careers360 Premium Content

JIPMAT application form 2022 registration deadline extended

New Delhi: The National Testing Agency (NTA) has extended the last date to apply for the Joint Integrated Programme in Management Admission Test (JIPMAT). The JIPMAT 2022 [registration deadline](#) is now June 15. JIPMAT

application 2022 forms are available on the website – jipmat.nta.ac.in. Earlier, the last date to apply for the IIM admission test was June 9.

“This is being done keeping in view of a large number of requests received for the same,” the NTA said in its notification.

The JIPMAT application form correction facility will be available on June 17-18, it said.

“Corrections in the particulars in the Online Application Forms shall be accepted and submission of additional fee (depending on the changes made in the form) upto 11:50 pm on 18 June 2022,” the NTA statement added.

JIPMAT is conducted for admission to five-year integrated programme in Management (IPM) at IIM Bodh Gaya and IIM Jammu. Students can appear in it after qualifying Class 12. Students who have qualified Class 12 or equivalent exam from a recognised board, or the Senior Secondary School Examination conducted by the National Institute of Open Schooling (NIOS) or any state open board can apply for JIPMAT 2022.

JIPMAT 2022: Steps To Apply

- Visit the official website -- jipmat.nta.ac.in
- Click on the 'JIPMAT 2022 new registration' link
- Register and fill in the JIPMAT application form
- Upload all the required documents and pay the online registration fee

JIPMAT 2022 Application: [Direct Link](#)

<https://www.ndtv.com/education/jipmat-2022-iim-admission-test-registration-date-extended-jipmat-nta-ac-in>

EDUCATION

JIPMAT 2022: Application process ends today; check direct link here

Aspirants can apply to both the Indian Institute of Management (IIM) Bodh Gaya and IIM Jammu through JIPMAT 2022 only. The exam is held for admission into the five-year Integrated Program in Management at both the institutes

FP Trending June 15, 2022 11:15:23 IST



Representational Image. News18

The application process for the Joint Integrated Programme in Management Admission Test (JIPMAT) 2022 ends today, 15 June. Students can apply for JIPMAT 2022 till 5 pm at the official website- jipmat.nta.ac.in.

The fee payment for the exam can be made till 11:50 pm on 15 June. The application edit window will remain open on 17 and 18 June. “The candidates are requested to undertake the correction(s) very carefully as no further chance of correction will be provided to the candidates after the above mentioned correction period”, the National Testing Agency stated in a notice.

Steps to apply for JIPMAT 2022:

- Visit the official website- jipmat.nta.ac.in.
- Click on the link for JIPMAT 2022 new registration.
- Fill in the JIPMAT 2022 application and make the fee payment.
- Save a copy for future use.

Direct link to apply is [here](#).

Application Fee:

General (UR)/ OBC-(NCL) applicants: Rs 2000

Gen- EWS /Scheduled Caste (SC)/Scheduled Tribes (ST) /PwD candidate- Rs 1000

Transgender applicants- Rs 1000

Exam details:

The JIPMAT 2022 will be held on 3 July as a computer-based exam from 3:00 pm to 5:30 pm. The paper will consist of multiple-choice questions related to Quantitative Aptitude, Data Interpretation and Logical Reasoning and Verbal Ability and Reasoning Comprehension.

Eligibility criteria:

The exam is open to candidates who have cleared their 10+2/XII/HSC examination in arts/commerce/science stream or its equivalent with 60 percent marks. The applicant must have passed Class 10 exam with 60 percent not before the year 2018. For more details related to the JIPMAT 2022 eligibility criteria, you can check the [information brochure here](#).

Aspirants can apply to both the Indian Institute of Management (IIM) Bodh Gaya and **IIM Jammu** through JIPMAT 2022 only. The exam is held for admission into the five-year Integrated Program in Management at both the institutes. For more information related to the exam, aspirants can visit the JIPMAT 2022 website.

<https://www.firstpost.com/education/jipmat-2022-application-process-ends-today-check-direct-link-here-10795651.html>



Thursday 09th June 2022

JIPMAT 2022 Registration Process To Conclude Today Direct Link to Apply Here

News Desk Updated Thu, 09 Jun 2022 12:09 PM IST



JIPMAT 2022 Registrations End Today - PC : My Result Plus

JIPMAT 2022: National Testing Agency (NTA), the official examination conducting body for JIPMAT 2022, will shut down the registration window for the exam today on June 9. Students willing to take admission to the five-year Integrated Programme in Management (IPM) at **IIM Jammu** and IIM Bodh Gaya can apply at the official website, jipmat.nta.ac.in. The link to apply is active on the official website of JIPMAT at jipmat.nta.ac.in till 5 pm today.

JIPMAT 2022: Application fee

Candidates belonging to the General and OBC category will be required to pay an application fee amount of Rs 2,000. Meanwhile, the amount for SC/ST/EWS/PwD and transgender category candidates has been fixed as Rs 1,000.

JIPMAT 2022: Eligibility Criteria for the Exam

The eligibility criteria to appear in the JIPMAT 2022 exam is as follows:

- The candidate should have passed his/her Intermediate with at least 60% marks in the qualifying examination. (55% marks required for reserved category candidates).
- He/she should have appeared in their intermediate examination in either 2020 or 2021. The ones appearing in 2022 are also eligible to apply.
- The applicant should have passed in or after 2018 with 60% marks in the matriculation examination.

-

JIPMAT 2022: Documents Required During Registration Process

The candidates must keep the following documents handy before proceeding for the JIPMAT 2022 application process.

- Class 10 and 12 mark sheet
- Category certificate, if applicable
- PwD certificate, if applicable
- Voter ID/Aadhar card
- Scanned signature and passport size photograph
- Net banking details

-

JIPMAT 2022: What After Application Window Closure?

Once the registration window closes today, the authorities will open the application edit window for those candidates who want to modify details in their respective application forms. However, no fixed date has been notified for the same.

JIPMAT 2022: Procedure to Apply

Candidates desirous of applying for the exam must adhere to the stepwise procedure mentioned below for successful registration.

1. Log on to the official website of JIPMAT at jipmat.nta.ac.in.
2. Click on the link that reads 'JIPMAT 2022 New Registration '. Complete the registration process on the website and login through the generated credentials.
3. Proceed to fill the application form for the exam by providing personal, academic and other details.
4. Upload all necessary documents in the prescribed format.
5. Next, pay the application fee for the exam in the online mode. Preview the confirmation page once and download it on your device.
6. Print its copy for future references.

Direct link to apply for JIPMAT 2022 exam has been provided below.

<https://results.amarujala.com/exam-alerts/jipmat-2022-final-date-to-apply-june-9-direct-link-to-register-here-jipmat-nta-ac-in>



Monday 13th June 2022

JIPMAT 2022 Registration Date Extended Till June 15| Here's How to Apply at jipmat.nta.ac.in

JIPMAT 2022 Latest Update: The candidates can apply for JIPMAT 2022 through the official website, jipmat.nta.ac.in till June 15, 2022.

Updated: June 13, 2022 9:39 PM IST

By [India.com Education Desk](#)Email

Edited by [Sumaila Zaman](#)EmailFollow



JIPMAT 2022 Registration Date Extended Till June 15(Picture Credit: Information bulletin of JIPMAT 2022)

JIPMAT 2022 Latest Update: The National Testing Agency (NTA) has extended the last date of submission of online application for the **Joint Integrated Program in Management Admission Test, JIPMAT-2022**. According to the new updates, the candidates can apply for **JIPMAT 2022** through the official website, jipmat.nta.ac.in till June 15, 2022. Students willing to take admission to the five-year Integrated Programme in Management (IPM) at **IIM Jammu** and IIM Bodh Gaya can apply at the official

website, jipmat.nta.ac.in. “In continuation to the Public Notice dated 10.05.2022 regarding the submission of the Online Application Form of Joint Integrated Programme in Management Admission Test (JIPMAT) – 2022, it is hereby informed that the last date for the submission of Online Application Form has been extended from 10 June 2022 to 15 June 2022,” reads the official notice.

JIPMAT 2022: Check Important Dates

- Submission of Application Form Online: June 15, 2022 (up to 05:00 PM)
- Last date for payment of Application Fee Online: June 15, 2022 (up to 11:50 PM)
- Correction in Application Form (correction Window): 17 June 2022 to 18 June 2022 (up to 11:50 PM)

For the convenience of the students, we have provided you with the steps, and a direct link to fill out the application form.

JIPMAT 2022: How to Apply Online?

- Visit the official website of jipmat.nta.ac.in.
- Click on the link that reads, “**JIPMAT-2022 Registration.**”
- Click on the New Registration option.
- Enter the registration details such as Candidate Name, Father’s Name, Mother’s Name, mobile number, and others.
- Once registration is complete, log in again using the system-generated id password.
- Fill out the application form.
- Upload the necessary documents.
- Pay the application fee.
- Download the form and take a printout of it for future reference.

JIPMAT 2022: Apply Online

JIPMAT 2022: Check Examination Date/Time, Other Details

The **JIPMAT 2022 exam** will be held on Sunday, July 3, 2022. The exam will begin at 3:00 PM and continue till 5:30 PM. The exam will be held in Computer Based Test (CBT) mode. For any queries or /clarifications, candidates can call NTA Help Desk at 011 4075 9000 or write to NTA at jipmat@nta.ac.in.

<https://www.india.com/education/jipmat-2022-registration-date-extended-till-june-15-check-exam-date-time-step-by-step-guide-to-fill-jipmat-2022-application-form-at-jipmat-nta-ac-in-5449023/>



Wednesday 15th June 2022

NTA JIPMAT 2022 registration process ends tomorrow (June 9); Exam on July 3rd

Sakshi Education



NTA JIPMAT 2022 Exam on July 3

The National Testing Agency (NTA) will be closing the JIPMAT 2022 application form window tomorrow, **June 9**. Students willing to take admission to the five-year Integrated Programme in Management (IPM) at **IIM Jammu** and IIM Bodh Gaya can apply at the official website, jipmat.nta.ac.in. Candidates can register for JIPMAT 2022 exam in online mode only. The JIPAMT exam 2022 will be held on **July 3, 2022**.

How to fill JIPMAT 2022 application form?

- Go to the official website of NTA JIPMAT- jipmat.nta.ac.in.
- Now, register for JIPMAT 2022 with the required details such as email ID, phone number, and others. Candidates shall now fill out the requisite details for the JIPMAT application form 2022.
- Next is to upload scanned documents as per the suggested format and sizes.

- Now, Candidates will be paying the application fee for JIPMAT 2022.
- Lastly, submit the JIPMAT 2022 application form.
- Candidates shall take a printout for future reference.

Important dates:

- **JIPMAT exam last date to apply and fill application form:** 9th June, 2022
- **Last date to pay JIPMAT 2022 application fee:** 10th June, 2022
- **JIPMAT 2022 exam date:** 3rd July , 2022

Also Read: [Telangana Government Notifications for 10,028 Jobs!!](#)

<https://education.sakshi.com/en/academic-exams/education-news/nta-jipmat-2022-registration-process-ends-tomorrow-june-9-exam-july-3rd-109555>



Wednesday 15th June 2022

EXAMS

JIPMAT 2022 registration deadline today; here's apply link

Eligible candidates can apply for the exam on the official website jipmat.nta.ac.in.

Scroll Staff 9 hours ago



Image for Representation | Robyn Beck / AFP

Today, June 15, is the last date to apply for the Joint Integrated Programme in Management Admission Test (JIPMAT 2022) till. Eligible and interested candidates can apply for the exam on the official website jipmat.nta.ac.in upto **5.00 PM**.

The application correction window will open on **June 17 and 18**.

JIPMAT 2022 is scheduled to be conducted on July 3 from 3.00 PM to 5.30 PM. The exam will be Computer Based Test (CBT).

[Here's the official notice.](#)

The Joint Integrated Programme in Management Admission Test is a National Level Entrance Examination for admission to 5-Year Integrated Program in Management in IIM Bodh Gaya and **IIM Jammu** for the Academic Year 2022 – 2023.

Eligibility Criteria

Candidates should have passed 10+2/XII/HSC examination in arts/commerce/science stream or equivalent with 60% (55% for candidates from SC/ST/PwD) or more in the year 2020, 2021 or appearing in 2022. The candidate must have passed class 10th examination with 60% (55% for candidates from SC/ST/PwD) or more in the year not before 2018.

The percentage of marks obtained by the candidate in 10th and 12th standard would be calculated based on the Board's regulation. If there is no such regulation regarding aggregate marks from the concerned board, then the aggregate marks of all the subjects that appear in the grade sheet should be considered for calculating the passing percentage. More details in the Information Bulletin below:

[Direct link to the Information Bulletin.](#)

Application Fee

General (UR)/ OBC-(NCL): Rs 2000

Gen- EWS /Scheduled Caste (SC)/Scheduled Tribes (ST)/PwD/ Transgender: Rs 1000

Steps to apply for JIPMAT 2022

1. Visit the official website jipmat.nta.ac.in
2. On the homepage, click on "JIPMAT 2022 New Registration"
3. Register and login to apply
4. Fill in the details, upload the required details and pay the fee
5. Submit the form and take a printout for future reference

[Direct link to register for JIPMAT 2022.](#)

For more details, candidates are advised to visit the official website [here](#).

<https://scroll.in/announcements/1026195/jipmat-2022-registration-deadline-today-heres-apply-link>



Wednesday 15th June 2022

JIPMAT 2022: Registration closing today; Direct link, how to apply at jipmat.nta.ac.in

Today is the last date to fill out the JIPMAT 2022 application form. Register at jipmat.nta.ac.in. Exam on July 3, 2022.

Exclusive Careers360 Premium Content



[Sunil Kumar Sharma](#) | Jun 15, 2022 - 9:33 a.m. IST

NEW DELHI: The National Testing Agency (NTA) is closing the JIPMAT 2022 application window today, June 15. The JIPMAT application form can be submitted online only. Eligible and interested candidates can apply at the official website of JIPMAT 2022 before 5 pm, jipmat.nta.ac.in. Earlier the last date to apply for the JIPMAT exam 2022 was June 10.

The NTA informed about the new dates for the JPMAT 2022 application and fee payment in a notice released on June 9. "This is being done keeping in view a large number of requests received for the extension of application date," reads the NTA JIPMAT notice.

The Joint Integrated Programme in Management Admission Test (JIPMAT 2022) will be conducted by the National Testing Agency on July 3 for admission to the 5-

Year Integrated Program in Management at IIM Bodh Gaya and IIM Jammu for the Academic Year 2022 – 2023. Admit card for JIPMAT 2022 will be issued soon for all the registered candidates.

JIPMAT 2022: Important dates (Revised)

Events	Dates
JIPMAT application last date (extended)	June 15, 2022 (at 5 PM)
JIPMAT fee payment last date	June 15, 2022 (up to 11:50 PM)
JIPMAT application correction	June 17 to June 2022 (up to 11:50 PM)
JIPMAT exam date	July 3 2022

JIPMAT 2022 application fee

JIPMAT application fee can be paid in online mode only through the payment gateway, using debit/credit card or internet banking or UPI. Last date to make the JIPMAT fee payment is June 15 at 11:50 pm. Check the category wise details of application fee:

Category	Fee
General (UR)/ OBC-(NCL)	₹ 2000
EWS/SC/ST/PwD/ Transgender	₹ 1000

How to fill JIPMAT application form 2022?

Candidates can fill the application form of JIPMAT 2022 by following the given steps.

- Visit NTA JIPMAT official website - jipmat.nta.ac.in
- Click “JIPMAT 2022-New Registration”
- Fill the online application with personal details and education qualification
- Upload the documents and submit
- Make the payment of fee

- Take a printout for future reference
-

JIPMAT is a CBT based online test for a duration of 2 ½ hours. The test comprises of multiple choice questions, and there will be a total 100 questions, with each question carrying 4 marks. Total marks of JIPMAT 2022 exam will be 400. One mark will be deducted for each incorrect answer.

<https://news.careers360.com/jipmat-2022-registration-closing-today-direct-link-how-apply-at-jipmatnaacin>



Wednesday 15th June 2022

JIPMAT 2022: IPM Entrance Test for IIM Bodh Gaya & IIM Jammu

Updated on:

Tuesday, June 14, 2022

JIPMAT 2022 Exam on July 3: Last date Extended till June 15; IIM Bodh Gaya, IIM Jammu & TAPMI to Accept Score for admission 2022; Check Eligibility, Pattern, Syllabus, Selection Process

Latest updates:

- NTA has Extended JIPMAT Registration Last Date to June 15: Check Step by Step Process
- JIPMAT 2022 – Entrance Exam for 5 Year IPM Admission on July 3
- Offers Admission in dual degree BBA+MBA (IPM) program in IIM Bodhgaya and IIM Jammu
- TAPMI Bengaluru will Accept JIPMAT 2022 Score for BBA (Hons) Admission

JIPMAT 2022 Exam on July 3 for IPM Admission




**IIM Jammu
& Bodh Gaya
to Accept Score**

Joint Integrated Programme in Management Admission Test (JIPMAT) 2022 for admission to IIM Bodh Gaya and IIM Jammu 5 Year Integrated Programme in Management 2022-27 batch and for TAPMI BBA (Hons) admission, will be conducted by National Testing Agency (NTA). JIPMAT is a two and half hour CBT mode exam and will be conducted in the afternoon session on Sunday July 3. The last date for JIPMAT Registration process is extended till 5 PM on June 15, 2022 from earlier June 9.

The five-year Integrated Programme in Management (IPM) at IIM Bodhgaya and IIM Jammu is a unique and creative programme meant for young students with managerial and

leadership aspirations. This article will help you understand all about the JIPMAT 2022 exam, leading to admission in Five Year Integrated Programme in Management at IIM Bodhgaya and IIM Jammu and Four years BBA Hons Program at TAPMI Bengaluru. So read till the end



**Free PDF
Download Now**

List of Top BBA Colleges in India 2022 with Entrance Exam, Seats, Duration




Table of Contents

1. What is JIPMAT?
2. Top Colleges (IIMs) Accepting JIPMAT
3. Key Highlights of JIPMAT Exam
4. JIPMAT 2022 Important Dates
5. JIPMAT Eligibility Criteria
6. JIPMAT 2022 Exam Pattern
7. JIPMAT Syllabus
8. JIPMAT Preparation: How to Prepare for JIPMAT?
9. JIPMAT 2022 Registration: Step by Step Process
10. JIPMAT 2022 Admit Card: How & When to Download, Key details to check
11. JIPMAT Question paper & Answer Keys: Check How to Download and Verify
12. JIPMAT Result & Score Card
13. JIPMAT 2022 cut offs & Weightages at IIM Bodhgaya & IIM Jammu IPM Admission 2022
14. JIPMAT 2022 exam cities State Wise
15. JIPMAT 2022 Selection Process for IPM 2022-27 Batch
16. JIPMAT 2022 FAQs

Now, read below all the details about JIPMAT 2022

What is JIPMAT?

JIPMAT exam full form is - Joint Integrated Programme in Management Admission Test. It is a National Level Entrance Examination for admission to 5-Year Integrated Program in Management offered at IIM Bodh Gaya and **IIM Jammu** with the dual degree of BBA + MBA. Based on JIPMAT Exam 2022, the admission will be offered for the Academic year 2022 – 2023. National Testing Agency (NTA) will conduct JIPMAT 2022 as a computer based test. It is a single common entrance test for IPM admission at Both IIM Bodh Gaya and IIM Jammu. Since it will lead to undergraduate admission, the standard of the BBA JIPMAT entrance exam is based on the class 12 curriculum.

2. JIPMAT 2022 Accepting Colleges

IIMs: IIM Bodhgaya and **IIM Jammu** will accept JIPMAT 2022 score for admission to their dual degree 5 year IPM programme. IPM offers BBA+MBA degree by these IIMs. Both IIM Bodhgaya and **IIM Jammu** have launched their 5 Year Integrated Programme in Management (IPM) from the academic session 2021-22 for the students who have completed their class XII.

On successful completion of the IPM programme, students will be awarded dual degree BBA + MBA. The admission to IIM BG and IIMJ IPM Five Year Integrated Programme in Management is through the BBA JIPMAT 2022 conducted by NTA.

The IPM 2022-27 is the second batch at IIM Bodhgaya and [IIM Jammu](#). The BBA JIPMAT 2022 exam will be conducted in two and half hour duration, from 3 PM to 5.30 PM as computer based test in 76 cities in India. The classes for 5 year IPM programme 2022-27 commence in August/September 2022.

Other Top BBA Colleges: TAPMI Bengaluru will accept JIPMAT 2022 score for admission to its 4 year BBA (Hons) program with many unique features and wide range of specializations. There are four track Honours options offered by TAPMI. The BBA hon also offers exit option after 3 years with BBA degree

Read Important Links for BBA Exams and BBA Admissions

BBA Course	BBA Entrance Exams	Top BBA Colleges in India
CUET BBA 2022	IPMAT Exam 2022	NMIMS NPAT Exam 2022
SET Exam 2022	IIM Indore IPM Admission 2022	IIM Rohtak IPM Admission 2022
IIM Ranchi IPM Admission 2022	IIM Bodhgaya IPM Admission 2022	IIM Jammu IPM Admission 2022

3. JIPMAT Exam 2022: Key Highlights

The JIPMAT Exam 2022 offers admission opportunity in the prestigious 5 years Integrated Programme in Management offered by IIM Bodhgaya and [IIM Jammu](#). 5 year IPM is a unique BBA+MBA programme with the opportunity to get dual degree on successful completion of the course. BBA JIPMAT 2022 is an important but an easier entrance exam with syllabus of class 12 standard. Following are the key Exam highlights and other important details:

JIPMAT Exam Conducting Body	National Testing Agency (NTA)
Total IPM seats in IIM BG and IIM Jammu through BBA JIPMAT 2022	120 (60 with IIM Bodhgaya JIPMAT 2022, & 60 with IIM Jammu JIPMAT 2022)
JIPMAT Exam Date	July 3, 2022
Test Timings on JIPMAT Exam Date	3 PM to 5.30 PM (150 minutes)
Mode of JIPMAT exam 2021	Online Computer Based Test
JIPMAT Exam Full Form	Joint Integrated Programme in Management Admission Test (JIPMAT)
JIPMAT Score 2021 Validity for IPM Admission at IIMBG & IIM Jammu	2022-2023 academic session
Total Questions in JIPMAT	100
Sectional Division of Questions in BBA JIPMAT	3 Sections with 33+33+34 MCQs
JIPMAT Exam details section wise	Section-1: QA-33 MCQs Section-2: DILR-33 MCQs Section-3: VARC-34 MCQs

Exam Difficulty Level	Moderate
Scoring Pattern	+4 Marks for each correct answer
Maximum Score	400 Marks for 100 questions
Negative Marking	- 1 mark for each wrong answer
Type of Questions in JIPMAT 2022	MCQs (Multiple Choice Questions)
JIPMAT Registration & Application process	Online
JIPMAT Fees	Rs.2000/- (For Gen); Rs.1000 (For Reserved)
JIPMAT Cut off required for IPM admission	200+ out of 400

3.1 JIPMAT is BBA JIPMAT 2022

Since the exam leads to admission in first year undergraduate course of dual degree IPM programme, the entrance test is the BBA JIPMAT 2022. Accordingly, applying to JIPMAT implies applying to IPM (BBA+MBA) of both the IIMs (Bodh Gaya and Jammu). The National Testing Agency (NTA) has been entrusted by the IIM Bodh Gaya and IIM Jammu to conduct Joint Integrated Programme in Management Admission Test (JIPMAT exam full form) w.e.f. 2021-22.

4. JIPMAT 2022 Important Dates

JIPMAT 2022 exam dates are announced by NTA. Below are the JIPMAT 2022 important dates for all the test related activities.

JIPMAT 2022 Activity	Activity wise JIPMAT Exam Dates	Important Comments
JIPMAT Registration start date	May 10, 2022	Online registration process at NTA.JIPMAT website
JIPMAT Application Start Date	May 10, 2022	After online registration, complete online JIPMAT application on NTA JIPMAT
Last date to Apply for JIPMAT 2022	June 15, 2022	Application to be submitted by 5 PM.
Last date to pay JIPMAT Registration Fee 2022	June 15, 2022	Application fee Rs.2000 (Gen)/Rs.1000 (Reserved category) to be paid online by 11.50 PM
JIPMAT dates for making the corrections in the JIPMAT application form by the candidates	June 17 to 18, 2022	Till 11.50 PM. Correction is allowed in Centre, Cities of Examination and few other details

JIPMAT 2022 Admit Card Download dates	June 25, 2022 to July 3, 2022	Download JIPMAT 2022 Admit Cards from NTA JIPMAT website using your Application Form Number and Date of Birth
JIPMAT Exam Date 2022	Sunday, July 3, 2022	2 ½ hours duration computer based test
Display of recorded responses and Provisional JIPMAT Answer Keys for inviting challenges on NTA website	July 7, 2022	Expected 3-4 days after the JIPMAT exam is over
JIPMAT 2022 Result Date	July 25, 2022	Download Result from NTA.JIPMAT website

5. JIPMAT Eligibility Criteria 2022

JIPMAT eligibility criteria and IPM 2022 Admission Eligibility Criteria at IIM Bodhgaya and IIM Jammu are same. Candidates who wish to apply for IPM admission at IIM Bodhgaya and IIM Jammu must register and apply for JIPMAT 2022. All the candidates should satisfy the following JIPMAT eligibility criteria

5.1 JIPMAT Eligibility requirements:

- **Qualification & Score:** Minimum 60% marks in class X/ SSC and in class XII/ HSC or equivalent examinations (55% for the candidates from SC/ ST/ PwD category). The candidate must have appeared in class X not before 2018, and in Class 12 in the year 2020, 2021.
- **Students Appearing in Class 12:** Students who are likely to complete Standard XII/ HSC or equivalent in 2022, can also apply subject to meeting the eligibility criteria
- **Reservation:** Reservation will be applicable as per GOI norms after meeting the minimum eligibility criteria
- **Aggregate Percentage of Marks:** The percentage of marks obtained by the candidate in X and XII Standard would be calculated based on the aggregate marks of all subjects that appear in the mark sheet/grade sheet based on the Board's regulation. If there is no such regulation regarding aggregate marks from the concerned board, then the aggregate marks of all the subjects that appear in the grade sheet should be considered for calculating the passing percentage.

6. JIPMAT 2022 Exam Pattern

- **Medium of Question Paper:** The medium of Question Paper shall be in English only
- **JIPMAT 2022 Test Duration:** 02:30 hours (150 minutes)
- **Sectional Time Limit:** JIPMAT 2022 has No sectional time limit. You can attempt any question from any section during the overall time limit 2½ hours
- **Mode of JIPMAT Examination 2022:** The exam will be held as Computer Based Test (CBT) at test centres
- **JIPMAT 2022 Pattern:** The JIPMAT test Paper comprises 100 Multiple Choice Questions (MCQs)
- **Negative Marking:** -1 Mark for each wrong answer

6.1 JIPMAT 2022 Question Paper: Sectional Composition

JIPMAT question paper 2022 comprises following sections:

Section	Number of Questions	Marks for each correct answer	Total Maximum Marks
Quantitative Aptitude (QA)	33	+ 4	132
Data Interpretation & Logical Reasoning (DILR)	33	+4	132
Verbal Ability & Reading Comprehension (VARC)	34	+4	136
Total	100	-	400

7. JIPMAT Syllabus 2022

IIM Bodhgaya JIPMAT and **IIM Jammu** JIPMAT syllabus is same. BBA JIPMAT is the single admission test the score of which will be used both by IIM Bodhgaya and IIM Jammu for IPM Admission 2022. Key topics in JIPMAT syllabus 2022 for each section are as under:

7.1 JIPMAT Syllabus Section 1: Quantitative Aptitude (QA)

- Total Questions: 33
- Total Maximum Marks for the Section: 132
- Type of Questions: MCQs
- Maximum Weightage on Topics: Arithmetic

7.1.1 JIPMAT QA Syllabus Topics

Quantitative Aptitude Questions will be asked to test the understanding and application of various concepts up to class 10 Mathematics

1. Number System
2. Percentage
3. Simple Interest and Compound Interest
4. Profit, Loss and Distance
5. Average
6. Time and Work
7. Ratio, Proportion and Variation
8. Time, Speed and Distance
9. Mensuration
10. Equations
11. Logarithm
12. Geometry

7.2 JIPMAT Syllabus Section 2: Data Interpretation & Logical Reasoning (DILR)

- Total Questions: 33
- Total Maximum Marks for the Section: 132
- Type of Questions: MCQs

7.2.1 JIPMAT DILR Syllabus Topics

In Data Interpretation part, questions will be asked to test the ability to interpret from the given dataset. In Logical Reasoning part questions will be asked to test the reasoning ability.

Key topics are

1. Basics of Data Interpretation
2. Data Sufficiency
3. Data Tables
4. Graphs & Charts
5. Pie Charts
6. Sequencing and Arrangement
7. Team Selection
8. Blood Relations
9. Direction Sense
10. Statements, Arguments, True – False
11. Analogy

7.3 JIPMAT Syllabus Section 3: Verbal Ability & Reading Comprehension (VARC)

- Total Questions: 34
- Total Maximum Marks for the Section: 136
- Type of Questions: MCQs

7.3.1 JIPMAT VARC Syllabus Topics

Verbal Ability and Reading Comprehension Questions will be asked to test the basic understanding of English language of the candidate. Questions in Reading Comprehension (RC) will be asked to test the ability to comprehend, interpret and infer from the given short RC passage. Key topics are

1. Error Correction in Grammar and Sentences
2. Reading Comprehension
3. Para-jumble
4. Idioms and Phrases
5. Fill in the Blanks
6. Para Completion
7. Antonym, Synonym, Confusing Words

8. JIPMAT Preparation: How to Prepare for JIPMAT?

JIPMAT preparation is based on class 12 curriculum. While QA is of class 10 standard, you will need a good preparation in VARC. DILR is a different subject than what is taught in class 11-12, so you need to practice more on the DILR exercises to improve your speed and accuracy.

Read Important Links for BBA Exams and BBA Admissions

[BBA Course](#)

[BBA Entrance Exams](#)

[Top BBA Colleges in India](#)

[CUET BBA 2022](#)

[IPMAT Exam 2022](#)

[NMIMS NPAT Exam 2022](#)

[SET Exam 2022](#)

[IIM Indore IPM Admission 2022](#)

[IIM Rohtak IPM Admission 2022](#)

[IIM Ranchi IPM Admission 2022](#)

[IIM Bodhgaya IPM Admission 2022](#)

[IIM Jammu IPM Admission 2022](#)

8.1 JIPMAT Self-Preparation: Best Books to prepare for JIPMAT exam

- Arithmetic, Algebra, Geometry books of NCERT for class 10 & 12
- Practice books with plenty of exercises on Mathematics
- 'How to prepare for Quantitative for the CAT' - by Arun Sharma, published by McGraw Hill)
- Word Power Made Easy by Norman Lewis
- 'High School English Grammar & Composition' – by Wren & Martin
- How to Prepare for Data Interpretation for CAT' - by Arun Sharma (Published by McGraw Hill)
- 'Logical Reasoning and Data Interpretation for the CAT' - by Nishit K Sinha (Published by Pearson)
- 'How to Prepare for Logical Reasoning for the CAT' - by Arun Sharma (Published by McGraw Hill)

Students preparing for both the entrance exams can complete their preparation simultaneously as there is not much difference in the preparation pattern and strategy. You can go for IIM IPM Entrance Exam Preparation Coaching or self preparation or a combination of both. Besides, MBAUniverse.com has devised a right approach with key points and tips from experts and toppers on how to prepare for IIM Rohtak IPMAT 2022. This will help you to perform well in the exam and get admission opportunity in the 5 year Integrated programme in Management at IIM Rohtak. [Read More](#)

8.2 JIPMAT Entrance Exam Preparation Coaching

For IIM IPM Entrance Exam Preparation and for JIPMAT entrance exam preparation Coaching is offered by top coaching institutes like IMS, CL, T.I.M.E. and others. These coaching institutes offer JIPMAT preparation programmes, DU JAT preparation programmes, NPAT preparation programmes, IPMAT preparation programmes of different time duration in Online, Offline and blended mode at affordable price. Following good options are available for JIPMAT entrance exam preparation with coaching

8.2.1 IMS Coaching Institute: Preparation Programmes for JIPMAT, IIM IPM Entrance, DUJAT & Others

470+ hrs of Blended Classroom Program	470+ Hrs of Fully Online Program	Self-Learning Program
150 hrs of Concept classes, PTM & Mentorship sessions	150 hrs of Concept classes, PTM & Mentorship sessions	Courseware with 20+ books
120 hrs Weekly GK & Practice classes	120 hrs Weekly GK & Practice classes	60 hrs of weekly GK catchup sessions
100 hrs of Exam specific Workshops & exam strategy sessions	100 hrs of Exam specific Workshops & exam strategy sessions	20 hrs of exam strategy sessions
Courseware with 20+ books	Courseware with 20+ books	
Resources on Student Portal	Resources on Student Portal	Resources on Student Portal
80 hrs of Concept videos, class recap videos & topic wise tests	80 hrs of Concept videos, class recap videos & topic wise tests	80 hrs of Concept videos & class recap videos

70 + Full length Mocks

70 + Full length Mocks

100 + topic wise tests

70 + Full length Mocks

8.2.2 T.I.M.E. Coaching Institute: Preparation Programmes for JIPMAT, IIM IPM Entrance, DUJAT, NPAT & Others

T.I.M.E.'s comprehensive course for IPM & other BBA exams has been developed covering all areas of the test, keeping in mind the scoring process in all these exams. The course offered for IPM & other BBA exams such as SET BBA (Symbiosis), NPAT (NMIMS), DU JAT, etc. at T.I.M.E. is a one-stop shop that takes care of your preparation for the written exam as well as the subsequent Personal Interview process.

T.I.M.E. IPM Preparation Courses

IPM Enhanced

No. of Mocks - 40

Online sectional tests - 150

Full length mocks from IPM
Indore/Rohtak/JIPMAT/SET/

NPAT/HSEE/Christ etc. - 40

Online Sectional Tests

(Logical Reasoning, GK/Current
Affairs, Quantitative Aptitude,
VARC) - 150

Rs. 5,450(Including GST)

IPM Basic

No. of Mocks - 20

Online sectional tests - 75

Full length mocks from IPM
Indore/Rohtak/JIPMAT/SET/

NPAT/HSEE/Christ etc. - 20

Online Sectional Tests

(Logical Reasoning, GK/Current
Affairs, Quantitative Aptitude,
VARC) - 75

Rs. 2,950 (Including GST)

IPM + BBA Enhanced

No. of Mocks - 66

Online sectional tests - 150

Full length mocks from IPM
Indore/Rohtak/JIPMAT/SET/

NPAT/HSEE/Christ/Delhi
BBA/HM etc. - 66

Online Sectional Tests

(Logical Reasoning, GK/Current
Affairs, Quantitative Aptitude,
VARC) - 150

Rs. 6,950(Including GST)

T.I.M.E. BBA Entrance Exam Preparation Programmes

IPM + BBA Basic

No. of Mocks - 34

Online sectional tests - 75

Full length mocks from IPM
Indore/Rohtak/JIPMAT/SET/

NPAT/HSEE/Christ/Delhi
BBA/HM etc. - 34

Online Sectional Tests

BBA Enhanced

No. of Mocks - 22

Online sectional tests - 150

Full length mocks from SET/

NPAT/Christ/Delhi BBA/HM
etc. - 22

Online Sectional Tests

BBA Basic

No. of Mocks - 12

Online sectional tests - 75

Full length mocks from SET/

NPAT/Christ/Delhi BBA/HM etc.
- 12

Online Sectional Tests

(Logical Reasoning, GK/Current Affairs, Quantitative Aptitude, VARC) - 75

Rs. 4,950(Including GST)

(Logical Reasoning, GK/Current Affairs, Quantitative Aptitude, VARC) - 150

Rs. 4,950(Including GST)

(Logical Reasoning, GK/Current Affairs, Quantitative Aptitude, VARC) - 75

Rs. 2,950(Including GST)

8.2.3 Career Launcher Coaching Institute: Preparation Programmes for JIPMAT, IIM IPM Entrance, DUJAT, NPAT & Others

CL: JIPMAT, IPM & other BBA Preparation Programmes & Test Series

Classroom Coaching

Upto 430+ hours led by Expert Faculty to give you all the guidance you need to crack all major management exams. Updated study material & mocks cover all the changes in the exam pattern.

Test Series

Boost your IPM exam preparation with our IPM Test Series. 83 Mocks Tests including IPM and BBA entrances that cover all the changes in the exam pattern.

Online Coaching

85+ live sessions | 181 Videos | 83 Mocks Get 24*7 access to live online sessions, video lessons, study material, test series and more

Smart IPM Cracker

181 videos have been prepared to help you develop strong concepts by teaching smart problem-solving techniques. Accessible online so you can prepare anywhere and anytime.

IPM Express Coaching

Get 24*7 access to live online sessions, optional offline sessions, video lessons, study material, test series and more.

Books & Material

Give your IPM preparation the CL advantage with our IPM Study Material. It comprehensively covers all exam topics & is regularly updated with changes in the exam pattern to help students excel in the exam.

CL: Classroom Preparation Programmes

IPM Plus+ Smart IPM Cracker

Rs. 57,000

250+ hours of interactive sessions

78 Mock Test Series

181 virtual sessions

Comprehensive Study Material for all Subjects

IPM Plus

Rs. 45,000

250+ hours of interactive sessions

78 Mock Tests

Exhaustive courseware consists of books and material

Comprehensive Study Material for all Subjects.

CL: JIPMAT, IPM Online Coaching & Blended Coaching

IPM 2023 Premium Online Classes	IPM 2023 Online Classes	IPM 2023 Blended Classes
Rs. 1,45,000	Rs. 95,000	Rs. 1,10,000
500+ Hours Live Interactive Sessions	500+ Hours Live Interactive Sessions	500+ Hours Live Interactive Sessions
All IPM and Important BBA Exams covered	All IPM and Important BBA Exams covered	All IPM and Important BBA Exams covered
3 Sessions Per Week	3 Sessions Per Week	3 Sessions Per Week
Test Series + Test Gym Included	Test Series + Test Gym Included	Test Series + Test Gym Included
181 Pre-Recorded Concept Videos	181 Pre-Recorded Concept Videos	181 Pre-Recorded Concept Videos
One-to-One Mentoring	Printed Books Available	Printed Books Available
PDP Sessions Included	Ideal For First Timers	Ideal For Students Wanting To Opt For Classroom Program (Whenever Available)
Module-Wise Doubt Clearing		
Printed Books Available		
Ideal For First Timers looking for personalized guidance		

9. JIPMAT 2022 Registration: Step by Step Process

Instructions for filling online JIPMAT Registration & Application Form 2022 are detailed below.

- Applying to JIPMAT implies applying to IPM of both the IIMs- Bodh Gaya and **Jammu**
- Candidates have to apply for JIPMAT 2022 Online only by accessing the NTA website: jipmat.nta.ac.in
- The Application Form other than online mode would not be accepted in any case.
- Only one application is to be submitted by a candidate. More than one application i.e. multiple Application Forms submitted by a candidate will be rejected

9.1 Documents & Important Instructions for filling up JIPMAT 2022 Application Form

Candidate should keep the following ready before filling of the online Application Form:

- A computer/laptop with proper internet connectivity
- Valid Government ID proof
- Date of Birth proof like Class X Board Certificate

- Govt Identity Details like Aadhaar Number/Election Card (EPIC No.)/Passport number/Ration Card Number/ Bank Account Number/PAN Number/ Other valid Govt IDs
- Educational/Qualification details
- Scanned clear passport photograph in JPG/JPEG format (size between 10 kb– 200 kb) either in colour or black & white with 80% face (without mask) visible including ears against white background
- Scanned clear signature in JPG/JPEG format (size between 4 kb–30 kb), Be ready with the preferred Choice of 4 cities
- Bank account details for payment of JIPMAT registration fee
- A valid e-mail Id as important communications will be made in this e-mail Id
- A valid mobile number as important information via SMS will be sent to this number.
- Information Bulletin and Replica of Application Form may be downloaded and read carefully by the candidate to be sure about his/her eligibility and acquaint with requirements for submission of Online Application Form
- In order to avoid correction in the particulars at a later stage, the candidate should exercise utmost caution while filling up the details in the JIPMAT Application Form
- After successful submission of JIPMAT application form 2022, keep a Printout of Application Form (confirmation page) for your own record.

9.2 How to Apply for JIPMAT 2022?

JIPMAT 2022 application form is divided in two parts – JIPMAT Registration and JIPMAT application. JIPMAT registration and application process 2022 is similar to last year and can be completed in 4 steps. Based on last year process, the step by step JIPMAT registration 2022 is detailed below:



राष्ट्रीय परीक्षा एजेंसी
National Testing Agency
Ministry of Education

JIPMAT - 2022



IIM
JAMMU
At the Heart of Progress



IIM BODH GAYA
At the Heart of Learning

Online Registration Process



Steps to Apply online Registration Form

Step1	Fill the online application with personal details.
Step2	Fill the online application with Qualification Details.
Step3	Upload scanned images of photograph and signature. The image should be in jpg/jpeg format only. Size of photo image must be between 10 kb to 200 kb. Size of signature image must be between 4 kb to 30 kb. Size of the scanned copy of Caste/PWD certificate should be 10 kb to 300 kb.
Step4	Pay fee payment through online payment mode

If not registered, Please Click on the **NEW REGISTRATION**

If already registered, Please click on the **SIGNIN**

NEW REGISTRATION

SIGNIN

9.3 Download the JIPMAT information Bulletin First

Before proceeding to fill up the JIPMAT registration and application forms, you should carefully read the instructions given in the information bulletin



राष्ट्रीय परीक्षा एजेंसी
National Testing Agency
Excellence in Assessment

JIPMAT - 2022



IIM
JAMMU
of the 100



IIM
BODH GAYA
of the 100

Instructions and Procedure for Online Submission of Application Form



1. Please download and read carefully the Information Bulletin and instructions/ procedure given therein and below, before you start filling the Application Form online.
2. You can apply for JIPMAT- 2022 'ON-LINE' only through the official website of JIPMAT at jipmat.nta.ac.in
3. Examination Fee: The Fee for JIPMAT- 2022 is as follows:

Category	Gender	Fee (In Rs.)
General/Gen-EWS/ OBC(NCL)	Male	2000
	Female	2000
SC/ST/ PWD	Male	1000
	Female	1000
Transgender		1000

Note:- The fee can be submitted only online through Net Banking, Credit Card, Debit Card, UPI or Paytm Services. Processing charges and GST as applicable are chargeable to the candidate (in addition to the examination fee) by the concerned Bank/Payment Gateway Integrator.

4. Application Procedure: Steps to be followed to apply online.

Step 1: Register for Online Application Form and note down system generated Application Number : The candidate should supply the required details while filling the Online Application Form and is also required to create **PASSWORD** and choose **Security Question** and enter his/her Answer. After successful submission of the personal details, Application number will be generated and it will be used to complete the remaining Steps of the Application Form and will also be required for all future reference/ correspondence. Candidate will be able to login directly with the respective system generated **Application Number** and created **Password**.

Step 2: Complete the Application Form: Candidate can login with the system generated Application Number and created Password for completing the Application Form.

Step 3: Upload Scanned Images of Candidate's Photograph, Signature, & PwD Certificate (wherever applicable) :

 - i. The recent photograph should be either in colour or black & white with 80% face (without mask) visible including ears against white background.
 - ii. Scanned photograph and signature should be in JPG/JPEG format (clearly legible).
 - iii. Size of scanned photograph should be between 10 kb to 200 kb (clearly legible).
 - iv. Size of scanned signature should be between 4 kb to 30 kb (clearly legible)
 - v. Size of the scanned copy of PwD certificate between 10 kb to 300 kb (clearly legible)



[Note: (a). Candidate has to upload only his/ her own **photograph, signature and certificate(s)** as mentioned above (and not of anybody else) in correct /proper manner, as the facility for correction may not be possible due to any exigencies. In case, it is found at any time in future that the Candidate has used / uploaded the **photograph, signature and certificate(s)** of someone else in his/her application form/Admit Card, or he/she has tampered his / her admit card /result / Score Card, these acts of the candidate shall be treated as Unfair Means (UFM) Practices and he/she shall be proceeded with the actions as contemplated under the provisions of the Information Bulletin relating to Unfair Means Practices.

(b). The Confirmation Page of the online **Application Form** will be generated only after successful payment by the Candidate. In case the Confirmation Page is not generated after payment of fee, then the candidate may have to approach the concerned Bank/Payment Gateway (in the helpline no. and email given in the Information Bulletin) for ensuring the successful payment or for obtaining the refund of duplicate / multiple payments].

5. Important Instructions about PASSWORD

- i. During online form filling, candidate will be required to choose PASSWORD and Security Question and its Answer. Candidate is advised to record/remember their password for all future logins.
- ii. For subsequent logins, candidate will be able to login directly with their respective system generated Application Number and the chosen Password.
- iii. Candidate is advised not to disclose or share their password with anybody. Neither NTA nor NIC will be responsible for violation or misuse of the password of a candidate.
- iv. Candidate can change his/her passwords after login, if desired.
- v. Candidate should remember to log out at the end of their session so that the particulars of the candidate cannot be tampered or modified by unauthorized persons.

The Password must be as per the following Password Policy.

- i. Password must be 8 to 13 character long.
- ii. Password must have at least one Upper case alphabet.
- iii. Password must have at least one Lower case alphabet.
- iv. Password must have at least one numeric value.
- v. Password must have at least one special characters eg. !@#\$\$%^&*.-.

6. How to reset your Password : The following options are available to reset Password

- i. Using Security Question & its Answer you chosen during Form filling .
- ii. Using a verification code sent via text message (SMS) to your Registered Mobile No.
- iii. Using a reset link sent via Email to your Registered Email address.

7. The Application Number printed on the computer generated Confirmation Page must be mentioned in all such correspondences. It is therefore essential to note down the application number printed on the Confirmation Page.

- I have downloaded Information Bulletin, read and understood all the Instructions therein as well as those mentioned above, and filling up the online application form for the JIPMAT- 2022 accordingly.

[Click here to PROCEED](#)

Read Important Links for BBA Exams and BBA Admissions

[BBA Course](#)

[BBA Entrance Exams](#)

[Top BBA Colleges in India](#)

[CUET BBA 2022](#)

[IPMAT Exam 2022](#)

[NMIMS NPAT Exam 2022](#)

[SET Exam 2022](#)

[IIM Indore IPM Admission 2022](#)

[IIM Rohtak IPM Admission 2022](#)

[IIM Ranchi IPM Admission 2022](#)

[IIM Bodhgaya IPM Admission 2022](#)

[IIM Jammu IPM Admission 2022](#)

9.4 JIPMAT Registration 2022: Step by Step Process

4 Steps to be followed to Apply online for JIPMAT 2022 are as under:

Part I: JIPMAT Registration Page

Step-1: Register for Online Registration using your own Email Id and Mobile Number. Fill all the required basic details and submit.

Step 1.1: Fill Basic Details & Note the Registration Number

Note down the system generated Registration/Application Number as with this number you

will be able to fill in JIPMAT application form. Key Points to Note while filling up the JIPMAT 2022 registration form are as under:

- Fill in the basic information and note down the system generated Application Number
- Fill your Name, Mother's Name, Father's Name without prefix, as given in the Secondary School Examination or equivalent Board/ University Certificate in capital letters
- Enter Date of Birth in dd/mm/yyyy format. Date of birth should be same as recorded in Secondary School Examination or equivalent Board/ University Certificate
- Write your own Mobile Number and e-mail Address
- Provide complete postal address with PIN Code

Registration Form



- ✓ (Candidate's Name must exactly be the same as registered in Class 12th / equivalent qualifying Examination.)
- ✓ (Father's name must exactly be the same as registered in Class 12th / equivalent qualifying Examination. No prefix/title such as Mr / Shri / Fr / Dr / Col etc should be used.)
- ✓ (Mother's name must exactly be the same as registered in Class 12th / equivalent qualifying Examination. No prefix/title such as Fr / Dr / Mrs / Smt / Col etc should be used.)

Personal Details

Candidate's Name	<input type="text"/>
Father's Name	<input type="text"/>
Mother's Name	<input type="text"/>
Date Of Birth	<input type="text"/>
	DD/MM/YYYY
Identity Type	<input type="text"/>
Valid Govt Identity Number:	<input type="text"/>
Gender	<input type="text"/>
Email	<input type="text"/>
Confirm Email	<input type="text"/>
Mobile Number (+91)	<input type="text"/>
Alternate Mobile Number (+91)	<input type="text"/>

Permanent Address

Address Details	<input type="text"/>
Locality	<input type="text"/>
City/Town/Village	<input type="text"/>
State /UT	<input type="text"/>
District	<input type="text"/>
Pin Code	<input type="text"/>



Present Address (If the Present Address and Permanent Address are same, Please select the check box.)

Address Details

Locality

City/Town/Village

State /UT

District

Pin Code

Choose Password

Password

Confirm Password

Security Question

Security Answer

Security PIN

Enter security pin
(Case Sensitive)



I hereby declare that all the particulars stated in this application form are true to the best of my knowledge and belief. I have read the Information Bulletin for JIPMAT -2022 and understood the procedures. I shall abide by the terms and conditions thereon." instead of "I hereby declare that all the particulars stated in this application form are true to the best of my knowledge and belief. I have read and understood the board procedures. I shall abide by the terms and condition thereon.

SUBMIT

Step 1.2: Validate, Confirm and Then Submit

Check the data filled by you in the registration form before submission. After confirming you can submit the form. Please note that after you click on Submit button you cannot edit the data

Registration Form



Please check and validate your data. Once you **Confirm and Submit** details, you cannot edit data. If you want to edit the data, Press on **Edit Details** button below

(Candidate's Name must exactly be the same as registered in Class 12th / equivalent qualifying Examination.)
 (Father's name must exactly be the same as registered in Class 12th / equivalent qualifying Examination. No prefix/title such as Mr / Shri / Fr / Dr / Col etc should be used.)
 (Mother's name must exactly be the same as registered in Class 12th / equivalent qualifying Examination. No prefix/title such as Fr / Dr / Mrs / Smt / Col etc should be used.)

Personal Details

Candidate's Name	<input type="text" value="Candidates Name"/>
Father's Name	<input type="text" value="Fathers Name"/>
Mother's Name	<input type="text" value="Mothers Name"/>
Date Of Birth	<input type="text" value="22/06/2004"/> <small>DD/MM/YYYY</small>
Identity Type	<input type="text" value="PAN CARD"/>
Valid Govt Identity Number:	<input type="text" value="PANCARD NUMBER"/>
Gender	<input type="text" value="Male"/>
Email	<input type="text" value="testing@gmail.com"/>
Confirm Email	<input type="text" value="testing@gmail.com"/>
Mobile Number (+91)	<input type="text" value="9000000001"/>
Alternate Mobile Number (+91)	<input type="text"/>

Permanent Address

Address Details	<input type="text" value="Address"/>
Locality	<input type="text" value="Locality"/>
City/Town/Village	<input type="text" value="City"/>
State /UT	<input type="text" value="Delhi"/>
District	<input type="text" value="North Delhi"/>
Pin Code	<input type="text" value="110005"/>

Present Address (If the Present Address and Permanent Address are same, Please select the check box.)

Address Details	<input type="text" value="Address"/>
Locality	<input type="text" value="Locality"/>
City/Town/Village	<input type="text" value="City"/>
State /UT	<input type="text" value="Delhi"/>
District	<input type="text" value="North Delhi"/>
Pin Code	<input type="text" value="110005"/>

Choose Password

Password	<input type="text"/>
Confirm Password	<input type="text"/>
Security Question	<input type="text" value="Which is the website you rarely visit ?"/>
Security Answer	<input type="text"/>

Security PIN

Enter security pin (Case Sensitive)	<input type="text" value="CRUS92"/>
--	-------------------------------------

I hereby declare that all the particulars stated in this application form are true to the best of my knowledge and belief. I have read the Information Bulletin for JIPMAT -2021 and understood the procedures. I shall abide by the terms and conditions thereon." instead of "I hereby declare that all the particulars stated in this application form are true to the best of my knowledge and belief. I have read and understood the board procedures. I shall abide by the terms and condition thereon.

Please check and validate your data. Once you [Confirm and Submit](#) details, you cannot edit data. If you want to edit the data, Press on [Edit Details](#) button below

Part-II: Application

Step-2: Complete the Online Application Form

There are a few pages in the JIPMAT application form that you need to fill one by one as under:

Step 2.1: Check the Status

The status should show that the first part with personal details is already completed.

Application Progress Status

Name : Candidates Name Application Number :

Application Registration Details/Status

Personal Details	COMPLETED
Qualification Details	PENDING
Documents Upload	PENDING
Payment	PENDING

Please note down the Application Number for future references.
Application Number :

Complete Application Form

Step 2.2: Fill up Nationality, Category, Exam Centre

On this application page you need to fill up your Nationality, Category (Gen/SC/ST/Transgender etc.), PwD, Diabetic status, Place of Residence, Mode of Preparation. Besides you need to fill in preferred 4 test cities out of 76 test cities in order of preference.



Application Number : **2021100002**

Personal Details

Candidate's Name

Date Of Birth

Gender

Father's Name

Mother's Name

Nationality

Category

Whether you are a PwD?
If you are a PwD Candidate, do you have benchmark disability (40%ormore/ "Severe" where percentage is not defined)?

Type of disability

specified disabilities mentioned in the Schedule of the RPwD Act, 2016.

Do you need scribe as per the criteria given in the Information Bulletin.

IF YES
I have a medical Certificate as per the guidelines provided in RPwD Act 2016.

Are you Diabetic?

Place of Residence

Mode of Preparation

Examination Centres

Applying to JIPMAT implies applying to IPM to both the IIMs (Both: Gaya & Jammu)

Exam City 1st

Exam City 2nd

Exam City 3rd

Exam City 4th

Step 2.3: Fill up Educational Qualification

- Enter Educational qualification from class 10 onwards
- Carefully fill in your parents' qualification and income

Educational Details

Class X or Equivalent

Passing Status	<input type="text" value="Select"/>
Place of Schooling	<input type="text" value="Select"/>
Qualifying Examination	<input type="text" value="Select"/>
Type of School/College	<input type="text" value="Select"/>
Name of the School Board	<input type="text" value="--Select--"/>
Year of passing	<input type="text" value="Select"/>
Result Mode	<input type="text" value="Select"/>
Obtained Marks	<input type="text"/>
Total Marks	<input type="text"/>
Percentage	<input type="text"/>
Grade	<input type="text"/>
Roll No. of Class X or Qualifying Examination	<input type="text"/>
Name of the School/College and Address	<input type="text"/>
PinCode of the School/Institute	<input type="text"/>

Class XII or Equivalent

Passing Status	<input type="text" value="Select"/>
Place of Schooling	<input type="text" value="Select"/>
Qualifying Examination	<input type="text" value="Select"/>
Type of School/College	<input type="text" value="Select"/>
Name of the School Board	<input type="text" value="--Select--"/>
Year of passing	<input type="text" value="Select"/>
Result Mode	<input type="text" value="Select"/>
Obtained Marks	<input type="text"/>
Total Marks	<input type="text"/>
Percentage	<input type="text"/>
Grade	<input type="text"/>
Roll No. of Class XII or Qualifying Examination	<input type="text"/>
Name of the School/College and Address	<input type="text"/>
PinCode of the School/Institute	<input type="text"/>

Details of Parents/Guardian

Father's Qualification	<input type="text" value="--Select--"/>
Father's Occupation	<input type="text" value="--Select--"/>
Father's Annual Income	<input type="text" value="--Select--"/>
Mother's Qualification	<input type="text" value="--Select--"/>
Mother's Occupation	<input type="text" value="--Select--"/>
Mother's Annual Income	<input type="text" value="--Select--"/>

SUBMIT

Read Important Links for BBA Exams and BBA Admissions

BBA Course	BBA Entrance Exams	Top BBA Colleges in India
CUET BBA 2022	IPMAT Exam 2022	NMIMS NPAT Exam 2022
SET Exam 2022	IIM Indore IPM Admission 2022	IIM Rohtak IPM Admission 2022
IIM Ranchi IPM Admission 2022	IIM Bodhgaya IPM Admission 2022	IIM Jammu IPM Admission 2022

Step 2.4: Validate & Confirm Data before Submission

You need to validate and confirm the data before final submission



Please check and validate your data. Once you **Confirm and Submit** details, you cannot edit data. If you want to edit the data, Press on **Edit Details** button below

Application Number : **2021100002**

Personal Details

Candidate's Name	Candidates Name
Date Of Birth	22/06/2004
Gender	Male
Father's Name	Fathers Name
Mother's Name	Mothers Name
Natioanlity	Indian
Category	SC
Whether you are a PwD? If you are a PwD Candidate, do you have benchmark disability (40%ormore/ "Severe" where percentage is not defined)?	YES
Type of disability	Autism, intellectual disability, specified learning d
	Specified Disabilities specified disabilities mentioned in the Schedule of the RPwD Act 2016.
Do you need scribe as per the criteria given in the Information Bulletin.	YES
IF YES	I do not need Scribe
	I have a medical Certificate as per the guidelines provided in RPwD Act 2016.
Are you Diabetic?	YES
Place of Residence	Urban
Mode of Preparation	Self-Study

Examination Centres

Applying to JIPMAT implies applying to IPM to both the IIMs (Both Gaya & Jammu)

Exam City 1st	Andra Pradesh	Kurnool
Exam City 2nd	Kerala	Kochi
Exam City 3rd	Meghalaya	Shillong
Exam City 4th	Maharashtra	Nanded



Educational Details

Class X or Equivalent

Passing Status	Passed
Place of Schooling	City
Qualifying Examination	X / Matriculation
Type of School/College	Government Aided
Name of the School Board	DELHI STATE OPEN SCHOOL
Year of passing	2017
Result Mode	CGPA
Grade	8.5
Roll No. of Class X or Qualifying Examination	Roll No
Name of the School/College and Address	Name of the School
PinCode of the School/Institute	110005

Class XII or Equivalent

Passing Status	Appearing
Place of Schooling	Town
Qualifying Examination	XII / Higher Secondary/ PUC
Type of School/College	Government

Details of Parents/Guardian

Father's Qualification	Post Graduation and above
Father's Occupation	Agriculture
Father's Annual income	Between 1 and 5 lakh
Mother's Qualification	10th
Mother's Occupation	Self employed
Mother's Annual income	Between 10 and 15 lakh

Please check and validate your data. Once you [Confirm and Submit](#) details, you cannot edit data. If you want to edit the data, Press on [Edit Details](#) button below

[EDIT DETAILS](#)

[CONFIRM DETAILS](#)

Step-3: Upload Images

- Upload your legible scanned image of recent photograph (in jpg/ jpeg file, size 10Kb – 200Kb) either in colour or black & white with 80% face (without mask) visible including ears against white background
- Upload your signature (file size: 4kb - 30kb)



Application Number :

DOCUMENTS TO BE UPLOADED

Upload recent clearly recognizable passport photo .Candidates are advised not to change their appearance till the admission process is completed. Any mismatch about photograph and signature can lead to disqualification during validation.

Upload your signature signed in blue/black ink on white paper. The size of the image should be between 04 kb to 30 kb.

- Photo Format : JPG/JPEG only
- Photograph size - 10KB to 200KB
- Photograph Dimensions - 3.5cm x 4.5cm
- Signature size - 4KB to 30KB
- Signature Dimensions - 3.5cm x 1.5cm

Photo No file chosen
Image Successfully Uploaded.

Signature No file chosen
Signature Successfully Uploaded.

Category certificate No file chosen
Category Documentment Successfully Uploaded.

PwD certificate No file chosen
PwD Documentment Successfully Uploaded.

Document Name	Document Details
Candidate Photo	
Candidate Signature	<i>Candidate Signature</i>
Candidate Category Document	if you want view, Please click on the link : 2021100002_Cate_no_prev_large.jpg
Candidate PwD Document	 Click Here for Actual Image

DECLARATION

I hereby declare that the information stated above is true to the best of my knowledge and belief, I understand that in case if any information stated above is found to be incorrect or false, at a later stage, my candidature for the entrance exam and if I had already appeared in the exam by then, my appearance in the exam, is liable to be cancelled.

Step-4: Pay Registration & Application Fee

JIPMAT 2022 Registration & Application Fee is as under:

JIPMAT Registration Fee for
General category candidate Rs.2000

Submit Application latest by 5 PM on last date
Pay Application fee online latest by 11.50 PM on
last date

JIPMAT Registration Fee for
Reserved category/transgender
category candidate Rs.1000

Last date to pay fee is also last date to apply for
JIPMAT 2022

- Pay the fee through Net-Banking/Debit Card (except Master/Visa Card) /Credit Card/UPI/Wallet
- Keep proof of fee paid.
- All the 4 Steps can be done together or at separate timings.



JIPMAT - 2022



Application Number		Name	Candidates Name
Category	SC [PWD]	Fee Payment	1000/-

PAYMENT DETAILS

Select Mode of Payment/Payment Gateway and pay the amount viz Credit/Debit Card/Interbanking/Paytm:

State Bank of India

HDFC Bank

PayTM payment Gateway

DECLARATION




I hereby declare that the information stated above is true to the best of my knowledge and belief. I understand that in case if any information stated above is found to be incorrect or false, at a later stage, my candidature for the entrance exam and if I had already appeared in the exam by then, my appearance in the exam, is liable to be cancelled.

[Proceed for Payment](#)

Download Confirmation Page

After successful completion of Step-4, Confirmation Page of the Application Form should be downloaded and a printout of the same should be retained for future reference. The Confirmation Page of the online Application Form could be generated only after successful payment of JIPMAT registration fee by the Candidate.

Confirmation Page

Application No.						-	
DO NOT SEND THIS PAGE TO NATIONAL TESTING AGENCY (NTA).							
CANDIDATE IS REQUESTED TO RETAIN THE PRINTOUT OF CONFIRMATION PAGE FOR FUTURE REFERENCE.							
Personal Details							
Candidate's Name	Test Candidate Name		Candidate Date of Birth	15-01-1991			
Mother's Name	Test Mother Name		Category	General			
Father's Name	Test Father Name		Gender	Male			
If you are a PwD Candidate, do you have benchmark disability (40% or more / "Severe" where percentage is not defined) ?	Yes		Type of Disability	Visual impairment as specified in the Schedule of RPwD Act, 2016			
Do you need scribe (as the criteria given in the Information Bulletin) ?	Yes - I shall bring my own scribe		Nationality	Indian			
Place of Residence	Urban		State/ UT from where 12th/ Equivalent Passed/ Appearing	ANDHRA PRADESH			
Are You Diabetic?	YES		Mode of Preparation	Tutorial Classes			
Applied For							
Apply For	JIPMAT-2022		Question Paper Medium	English			
Exam State/ City-1st choice	ARUNACHAL PRADESH - ITANAGAR/NAHARLAGUN		Exam State/ City-2nd choice	ASSAM - JORHAT			
Exam State/ City-3rd choice	ASSAM - DIBRUGARH		Exam State/ City-4th choice	ASSAM - GUWAHATI			
Present Address							
Address	TETST ADDRESS		Locality	LOCATION			
City/Town/Village	VILLAGE KKK		Country	India			
State	BIHAR		District	ARWAL			
Pin Code	110014		Email Address	jay*****@gmail.com			
Mobile Number	883****171		Alternate Contact No.	--			
Fee Payment Details							
Payment Mode:	Pay through SBI(MOPS)		Transaction ID:	txr00000001			
Exam Fee:	3000 /-		Date of Transaction:	Nov 21 2021 2:20PM			
Fee Submitted On:	14/12/2021						
DECLARATION							
I hereby declare that all the particulars given by me in this form are true to the best of my knowledge and belief and any mistake / misinformation, detected at the time of admission or at any stage in future, will result in the cancellation of admission/candidature. I have read the information bulletin and understood all the procedures. In case I furnish any false information, my result will not be declared/ my candidature will automatically stand cancelled. I shall abide by terms and conditions therein.							
Images Uploaded by Candidate							
Photograph				Signature			
							
List of Document Uploaded							
Photograph (with 80% face without mask), Signature, Category Certificate, Person With Disability(PwD)							

IP Address : 212.197.22.156

Date of Downloading : 15/2/2022 05:55:02 PM

All the candidates who have submitted the online application and paid the Examination fee till last date will be allowed to appear in Joint Integrated Programme in Management Admission Test (JIPMAT) 2022 exam and their admit cards will be uploaded on the website as per schedule.

10. JIPMAT 2022 Admit Card: How & When to Download, Key details to check

JIPMAT 2022 Admit Card for Joint Integrated Programme in Management Admission Test (JIPMAT) is issued provisionally to the candidates, subject to their satisfying the eligibility conditions.

10.1 How & When to Download JIPMAT Admit Card 2022?

The candidate has to download the JIPMAT Admit Card from the NTA website jipmat.nta.ac.in and appear for the Examination at the given Centre on Date, timing and discipline as indicated in their Admit Card.

In case a candidate is unable to download JIPMAT Admit Card from the website, he/she may approach the Help Line between 10:00 am and 5:00 pm or write to NTA at jipmat@nta.ac.in

10.2 Key Details and Instructions to Check on JIPMAT Admit Card

The candidates should check all the details and read the Instructions given in the Admit Card carefully in advance of the exam day and follow them during the conduct of the examination. Key points to note about JIPMAT admit card are:

- JIPMAT Admit Cards will not be sent by post
- Carry Print copy of Admit Card downloaded from NTA Website
- Carry one passport size photograph (same as uploaded on the Online Application Form) for pasting on the specific space in the attendance sheet at the Centre during the Examination
- Carry any one of the original authorized Govt. photo IDs School Identity Card/ PAN card/ Driving License/ Voter ID/ Passport/ Aadhaar Card (with photograph)/ Aadhaar Enrolment No/ Ration Card
- PwD certificate issued by the Competent Authority, if claiming relaxation/facility under PwD category
- Do not carry any material listed in the list of prohibited material like
- any baggage, calculators, mobile phone, electronic watch with calculator, electronic car key or any other prohibited electronic gadget inside the Examination Centre
- Report at the Examination Centre at the time mentioned on the Admit Card so as to avoid crowding at the Examination Centre
- No Candidate will be permitted to enter in the Examination Centre after reporting time
- A candidate who does not possess the valid Admit Card shall not be allowed to enter the Examination centre
- No duplicate Admit Card for JIPMAT 2022 would be issued at the Examination Centres
- Do not mutilate the Admit Card or change any entry made therein
- Preserve Admit Card in good condition for future reference
- No Admit Card shall be issued to the candidates whose Applications are found to be incomplete for any reasons
- Read and follow, relevant instructions relating COVID-19 preventive/safety measures

11. JIPMAT Answer keys: How to Download and Verify?

- NTA will display the Responses recorded by the candidates during the exam on the NTA website (jipmat.nta.ac.in) prior to declaration of result.
- The recorded responses are likely to be displayed for two to three days.
- NTA will display Provisional Answer Key of the questions on the NTA website: jipmat.nta.ac.in, with a Public Notice issued to this effect on the website, to provide an opportunity to the candidates to challenge the Provisional Answer Keys with online payment of Rs. 1000/- per question challenged as processing charges
- Only paid challenges made during stipulated time through key challenge link will be considered
- The subject experts will examine all the challenges received and then a final answer rkey will be displayed and declared
- NTA will not inform the Candidates individually about their challenges.
- The result will be compiled on the basis of the Final Answer Key declared. No grievance with regard to Answer Key(s) after Declaration of Result of Joint

Integrated Programme in Management Admission Test (JIPMAT) 2022 will be entertained

12. JIPMAT Result & Score Card

- The result will be compiled based on Final Answer Keys and announced through the Website (jipmat.nta.nic.in) only in due course.
- The raw (actual) marks obtained by a candidate will be considered further for computation of the Result. The candidates will be able to download their Score Cards from the website jipmat.nta.ac.in
- JIPMAT Score 2022 will be provided by NTA to IIM Bodh Gaya & IIM Jammu who will conduct the further process for the admission to the Integrated Programme in Management

13. JIPMAT Cut offs & Weightage in IPM Admission 2022

After evaluating all other parameters which includes Profile Rating based on 10th and 12th score, Gender Profile, Personal Interview apart from JIPMAT cut offs, IIMs will prepare their own final merit list awarding weightage to all admission components. Both IIM Jammu and IIM Bodh Gaya have their own IPM admission policy. While JIPMAT cut off overall or sectional are not announced by either of the two IIMs, the weightage in final selection to key selection components are announced as under:

Selection Component at IIM Accepting JIPMAT Score	IIM Jammu	IIM Bodh Gaya (May be revised for IPM admission 2022)
Weightage to JIPMAT 2022 Score	60%	70%
Class 10 Marks	15%	15%
Class 12 Marks	15%	15%
Weightage to Gender diversity (Female to get 10 points; Male=0 point)	10%	--
Total	100%	100%

14. JIPMAT Exam Centres

JIPMAT 2022 exam centres are 78 and are located across the country in almost all the states. While filling up the JIPMAT online application form, candidates need to select four cities of their choice. Although effort will be made to allot Centre of Examination to the candidates in order of the City Choice opted by them in the Application Form, due to logistic and administrative reasons, a different city of nearby area may be allotted. Key instructions in this regard are as given below:

- It is mandatory to select four preferred cities of your choice while filling Online Application Form for JIPMAT 2022
- It should be noted that the City of Examination once chosen and allotted cannot be changed after the closing of the JIPMAT application form correction window
- The Candidate cannot change the category or sub-category (PwD status) after the submission of the JIPMAT Online Application Form
- The selection and admission to the Institutions is subject to fulfilling the Admission Criteria, Eligibility, Rank in Merit List, Medical Fitness, Verification of original documents and such other criteria as may be prescribed by IIM Bodhgaya and IIM Jammu for their respective IPM admission 2022 criteria

- Candidates are advised to familiarize themselves with the location of test centre and plan travel time accordingly
- Candidates have to reach the test centers on or before the reporting time. Candidates may note that late entry to the Examination premises is not permitted under any circumstances
- Biometric information of all the candidates shall be captured at test centre
- Only registered candidates will be allowed at the Examination Centre.

List of JIPMAT 2022 Test Centres

List of Examination Cities for IIM Bodh Gaya & IIM Jammu JIPMAT 2022 exam is as under with the name of test city and the State in which it is located.

S.No.	JIPMAT Exam City	S.No.	JIPMAT Exam City
1	KURNOOL	40	MUMBAI/ NAVI MUMBAI
2	VIJAYAWADA	41	NAGPUR
3	VISAKHAPATNAM	42	NANDED
4	ITANAGAR	43	PUNE
5	GUWAHATI	44	SOLAPUR
6	BHAGALPUR	45	IMPHAL
7	GAYA	46	SHILLONG
8	PATNA	47	AIZAWL
9	CHANDIGARH/ MOHALI	48	KOHIMA
10	BILASPUR	49	DELHI
11	RAIPUR	50	BERHAMPUR
12	PANAJI	51	BHUBANESWAR
13	AHMEDABAD/GANDHINAGAR	52	CUTTACK
14	RAJKOT	53	ROURKELA
15	SURAT	54	AMRITSAR
16	VADODARA	55	JALANDHAR
17	AMBALA	56	LUDHIANA
18	FARIDABAD	57	PATIALA
19	GURUGRAM	58	AJMER
20	HISAR	59	JAIPUR
21	PANIPAT	60	JODHPUR
22	SHIMLA	61	KOTA

23	BARAMULLA	62	UDAIPUR
24	JAMMU	63	GANGTOK
25	SRINAGAR	64	CHENNAI
26	BOKARO	65	COIMBATORE
27	JAMSHEDPUR	66	HYDERABAD
28	RANCHI	67	AGARTALA
29	BENGALURU	68	AGRA
30	HUBLI-DHARWAD	69	GHAZIABAD
31	MANGALURU	70	KANPUR
32	KOCHI	71	LUCKNOW
33	KOZHIKODE	72	PRAYAGRAJ
34	THIRUVANANTHAPURAM	73	VARANASI
35	BHOPAL	74	NOIDA
36	INDORE	75	DEHRADUN
37	JABALPUR	76	KOLKATA
38	AURANGABAD	77	SILIGURI
39	MADHURAI	78	MUZAFFARPUR

15. JIPMAT 2022 Selection Process for IPM 2022-27 Batch at IIM Bodhgaya & IIM Jammu

Both IIM Bodhgaya and IIM Jammu accept JIPMAT score for admission to their 5 year IPM program leading to award of BBA+MBA degree. IPM selection process through JIPMAT 2022 in both IIMs is detailed below:

Components of Selection

Process through JIPMAT 2022	IIM Bodh Gaya IPM	IIM Jammu IPM
Check Eligibility	JIPMAT and IIMBG IPM Eligibility is 60% Marks in class 12 & 10. Must have passed class 10 not before 2018 and class 12 not before 2020	JIPMAT and IIM Jammu IPM Eligibility is 60% Marks in class 12 & 10 Must have passed class 10 not before 2018 and class 12 not before 2020
Apply and Appear in JIPMAT 2022	JIPMAT 2022 is the mandatory entrance test for IPM admission 2022	JIPMAT 2022 is the mandatory entrance test for IPM admission 2022

Check Shortlist based on JIPMAT 2022	IIM BG will shortlist candidates based on JIPMAT cut off scores	IIM Jammu will shortlist candidates based on JIPMAT cut off scores
PI Round	IIM BG not to conduct PI round for IPM Admission 2022	IIM Jammu will NOT conduct Personal Interview for IPM Admission 2022
Final Merit List	IIM BG will release final merit list for IPM Admission 2022 based on JIPMAT score, Class 12 & 10 marks. It may not conduct the Personal Interview	IIM Jammu will release final merit list for IPM Admission 2022 based on JIPMAT score, Class 12 & 10 marks and Gender Diversity

16. JIPMAT 2022 FAQs

Below are the Frequently Asked Questions (FAQs) duly answered by Experts

Q. Should I apply separately to IIM Jammu and IIM Bodh Gaya after applying for JIPMAT 2022? What is the IPM application fee for each IIM?

Ans. No, you need not apply separately to either IIM Bodhgaya or IIM Jammu for IPM admission. JIPMAT registration and application submission is sufficient. There is no separate application fee to apply either for IIM Bodh Gaya or IIM Jammu IPM program

Q. I am appearing in class 12 in 2022, can I apply for JIPMAT 2022?

Ans. Yes, you are eligible to apply for JIPMAT 2022. However, you must score required percentage of marks otherwise your candidature will be cancelled.

Q. What is the minimum age to apply for JIPMAT 2022?

Ans. No specific age requirement to appear in JIPMAT has been released. The only requirement is that you should have completed class 10 not before 2018.

Q. Is JIPMAT a difficult exam?

Ans. JIPMAT difficulty level is as per class 12 standard. The exam is considered as of moderate difficulty level

Q. What are the JIPMAT cut offs for IIM BG and IIM Jammu IPM admission?

Ans. JIPMAT cut offs are decided by each of these IIMs individually to shortlist the students after declaration of JIPMAT result. Experts expect minimum cut off at 200 score out of 400 in JIPMAT exam.

<https://www.mbauniverse.com/bba/jipmat>



Friday 15th June 2022

JIPMAT 2022: Application Form (Extended), Exam Dates, Eligibility, Pattern, Syllabus

- [Overview](#)
- [News](#)



**SCHOLARSHIP COMMON
ENTRANCE TEST 2022**

APPLY NOW

Aerospace, Aeronautical, Avionics,
Aircraft Maintenance Engineering,
AME+Degree in Aeronautics

01 JIPMAT 2022 Dates

02 JIPMAT Eligibility Criteria

03 JIPMAT Application Process

04 JIPMAT Preparation

05 JIPMAT Reservation Policy

06 JIPMAT Admit Card

07 JIPMAT Test Cities

08 JIPMAT Answer Key

09 JIPMAT Result

10 JIPMAT Merit List

11 Frequently Asked Questions



[Sachin Gupta](#)

Content Writer | Updated On - Jun 13, 2022

JIPMAT Latest Notifications

- **10 June, 2022** : JIPMAT 2022 Registration process extended till June 15. Apply Now!

JIPMAT 2022: The National Testing Agency (NTA) has released JIPMAT 2022 Application Form. The application form is available on the official website jipmat.nta.ac.in. As per the schedule, **the last date to fill out JIPMAT 2022 Application Form is extended till June 15, 2022 till 5:00 pm. The last date to pay the application fee is June 15, 2022 till 11:59 pm.** JIPMAT 2022 Application Fee is INR 2000 for General category candidates and INR 1000 for EWS/SC/ST/PwD candidates. **JIPMAT 2022 will be conducted on July 3, 2022, from 3 pm to 5:30 pm.**

[Direct Link to Apply for JIPMAT 2022](#)

What is JIPMAT? Joint Integrated Programme in Management Admission Test (JIPMAT) is a national-level entrance exam taken to offer admission into a 5-Year Integrated Program in Management at IIM Bodh Gaya and IIM Jammu. National Testing Agency (NTA) will take the test.

Table of Contents

1. [JIPMAT 2022 Exam Highlights](#)
2. [JIPMAT 2022 Important Dates](#)
3. [JIPMAT 2022 Cut Off](#)
4. [JIPMAT 2022 Answer Key](#)
5. [JIPMAT Result 2022](#)
6. [JIPMAT Merit List Criteria](#)
7. [JIPMAT Reservation Policy](#)
8. [JIPMAT 2022 Exam Pattern](#)
9. [JIPMAT Eligibility Criteria](#)
10. [JIPMAT Application Process](#)
 - 9.1 [Registration & Application Process](#)
11. [How to Register for JIPMAT 2022](#)
 - 10.1 [Important documents](#)
 - 10.2 [Application Fees](#)
12. [How to Prepare for JIPMAT 2022?](#)
 - 11.1 [Recommended Books](#)
13. [JIPMAT 2022 Admit Card](#)
 - 12.1 [JIPMAT Exam Day Guidelines](#)
14. [JIPMAT 2022 Test Cities](#)
15. [Frequently Asked Questions](#)

JIPMAT 2022 Exam Highlights

Features	Details
Exam full form	Joint Integrated Programme in Management Admission Test
JIPMAT 2022 Exam Date	To be announced
Exam Duration	150 minutes (02:30 hours)
Exam Timing	03:00 P.M. to 05:30 P.M.
Mode of Exam	Computer Based Test (CBT) mode
Medium of Question Paper	English
Application fees	INR 2,000 (Unreserved category); INR 1,000 (Reserved category)
Official website	https://jipmat.nta.ac.in/

JIPMAT 2022 Dates

JIPMAT 2022 Important Dates

JIPMAT 2022 Events	JIPMAT 2022 Dates
JIPMAT 2022 application form	May 10, 2022
Last date to register	June 15, 2022 (Extended)
Last date to pay application fee	June 15, 2022
Admit Card	1 st week of July 2022
JIPMAT 2022 Exam Date	July 3, 2022 (3 pm to 5 pm)
Release of Preliminary JIPMAT Answer Key	to be announced
Challenge Preliminary Answer Key	to be announced
Declaration of JIPMAT Result	to be announced

Important Dates

EVENT	DATE
registration	May 10, 2022 - Jun 15, 2022
exam	Jul 3, 2022
results	Jul 11, 2022

JIPMAT Eligibility Criteria

JIPMAT Eligibility Criteria 2022

- Candidates planning to give the JIPMAT exam in the current year must have passed the 10+2/Class 12/HSC examination in any stream, including arts/commerce/science stream.
- Candidates must have obtained at least 60 per cent aggregate (candidates belonging to SC/ST category can apply with 55 percent as well) or more in the year 2019, 2020, or appearing in 2022.
- The candidates must have also passed the Class 10 examination with at least 60 percent aggregate (55 percent for candidates from SC/ST/PwD) or more in the year, not before 2017

JIPMAT Application Process

JIPMAT 2022 Application Process

The entire JIPMAT exam process is a four steps process including Registration, Issue of admit card, conduction of exam and result declaration. The detailed process to apply for the same is mentioned below:

Step 1: JIPMAT 2022 Registration & Application Process

Candidates applying for the JIPMAT can apply online by referring to the NTA on its official website. Complete the registration process by visiting the JIPMAT-NTA website. After that make an account and fill the form online before the deadline.

Step 2: JIPMAT 2022 Admit Card Download

The NTA will issue JIPMAT admit card a few days before the exam date, the candidates can refer to the official portal to download to the admit card.

Step 3: JIPMAT 2022 Exam

The **exam duration will be** 2.5 hours and will be taken from 3:00 PM to 5:30 PM at different exam centers across in the country. Candidates who have obtained the minimum mark needed in the exam will be considered eligible for admission to the IPM course offered by IIM Bodh Gaya and IIM Jammu.

Step 4: JIPMAT 2022 Result

The JIPMAT 2022 results will also be declared on the official website. No other way to check the scores are provided by the authorities. Candidates will be able to download their scorecards by using their login credentials. Candidates are supposed to keep a hard copy of the JIPMAT score as it will be required for the next round of admission to IPM program offered by IIM Bodh Gaya and IIM Jammu.

JIPMAT 2022 Application Process

JIPMAT exam is taken by the NTA, and the entire process to apply is online only.

- Refer to the JIPMAT 2022 website and tap on the 'JIPMAT 2022 New Registration' tab
- After that click on New Registration again to go to the application page.
- Tap on the check box and press the 'I agree' button
- Candidates are supposed to fill in all the details accurately.
- Fill the application form with academic details
- Upload scanned images of photograph and signature in the mentioned format only.
- Now pay the application fees, either using debit/credit card or net banking

Documents Required for JIPMAT 2022

The list of documents that must be kept handy while applying for the JIPMAT 2022 include:

- Class 10 mark sheet
- Class 12 mark sheet
- Aadhar/Voter ID card
- SC/ST certificate
- PwD certificate
- Copy of scanned signature
- Scanned passport size photo
- Debit/credit card or net banking details to pay the fees

JIPMAT 2022 Application Fees

JIPMAT fees are different for candidates belonging to different categories. Have a look at the table mentioned below to check the fees.

Category	Gender	Fee
General/Gen-EWS/ OBC(NCL)	Male	INR 2,000
	Female	INR 2,000
SC/ST/ PWD	Male	INR 1,000
	Female	INR 1,000
Transgender		INR 1,00

JIPMAT 2022 Exam Pattern

The mode of the JIPMAT exam will be online. Mentioned below is the detailed JIPMAT exam pattern and test structure considering the same, candidates can do preparations.

Sections	Number of Questions	Marks Allotted	Total Marks
Quantitative Aptitude	33	4	132
Data Interpretation & Logical Reasoning	33	4	132
Verbal Ability & Reading Comprehension	34	4	136
Total	100	-	400

JIPMAT Preparation

How to Prepare for JIPMAT 2022?

Refer to the beneath mentioned preparation tips to get a good score in the JIPMAT 2022:

- Get the best books and study material that help you crack the JIPMAT exam.
- Do a lot of practice and pay focus on the verbal and logical reasoning.
- Refer to the last year's sample paper and question papers so that you can focus on your strengths and weaknesses.
- Stay motivated and prepare a proper time table for the exam.

JIPMAT 2022 Recommended Books

Books play an important role in getting a good score in any of the competitive exams like JIPMAT. Some of the books that help you in your preparations include:

- Word Power Made Easy by Norman Lewis.
- Quantitative Aptitude for Competitive Examination by RS Aggarwal.
- A Modern Approach to Logical Reasoning written by R.S. Aggarwal.
- Objective General English by SP Bakshi.
- English Grammar and Composition by Wren and Martin.

JIPMAT Reservation Policy

IIM Jammu adheres to the Government of India Reservation Policy mentioned below:

Category	% Reservation
Scheduled Caste	15
Scheduled Tribe	7.5
NC - OBC	27
EWS	10
PwD	5

JIPMAT Admit Card

JIPMAT 2022 Admit Card

NTA has released JIPMAT Admit Card 2022. Candidates can visit the official website to download the admit card.

- Visit the official site of JIPMAT
- Click on JIPMAT Admit Card 2022
- Enter your login details.
- Click on download JIPMAT Admit Card 2022
- Keep the copy of the same safe.

JIPMAT 2022 Exam Day Guidelines

- Candidates must mandatorily carry their JIPMAT 2022 Admit Card along with a valid photo id proof (Aadhaar card, PAN card, Voter ID, etc.) to the examination center.
- Candidates are advised to reach JIPMAT test center at least one hour before the reporting time mentioned on the admit card to avoid any last-minute hassles.
- Candidates are strictly advised not to carry any prohibited items like mobile phones, earphones, wristwatches, etc., to the exam center.

JIPMAT Test Cities

JIPMAT 2022 Test Cities

The JIPMAT 2022 exam will be held in 76 cities across India. The list of the test cities includes:

State	City	City Code
Andhra Pradesh	Kurnool	AP10

Andhra Pradesh	Vijayawada	AP17
Andhra Pradesh	Visakhapatnam	AP18
Arunachal Pradesh	Itanagar	AL01
Assam	Guwahati	AM02
Bihar	Bhagalpur	BR02
Bihar	Gaya	BR05
Bihar	Patna	BR07
Chandigarh	Chandigarh/ Mohali	CH01
Chhattisgarh	Bilaspur	CG02
Chhattisgarh	Raipur	CG03
Goa	Panaji	GO01
Gujarat	Ahmedabad/Gandhinagar	GJ01
Gujarat	Rajkot	GJ10
Gujarat	Surat	GJ11
Gujarat	Vadodara	GJ12
Haryana	Ambala	HR01
Haryana	Faridabad	HR03
Haryana	Gurugram	HR04
Haryana	Hisar	HR05
Haryana	Panipat	HR08
Himachal Pradesh	Shimla	HP06
Jammu & Kashmir	Baramulla	JK01
Jammu & Kashmir	Jammu	JK02
Jammu & Kashmir	Srinagar	JK04
Jharkhand	Bokaro	JH01
Jharkhand	Jamshedpur	JH03
Jharkhand	Ranchi	JH04
Karnataka	Bengaluru	KK04

Karnataka	Hubli-Dharwad	KK10
Karnataka	Mangaluru	KK12
Kerala	Kochi	KL20
Kerala	Kozhikode	KL12
Kerala	Thiruvananthapuram	KL17
Madhya Pradesh	Bhopal	MP03
Madhya Pradesh	Indore	MP07
Madhya Pradesh	Jabalpur	MP08
Maharashtra	Aurangabad	MR04
Maharashtra	Mumbai/ Navi Mumbai	MR16
Maharashtra	Nagpur	MR17
Maharashtra	Nanded	MR18
Maharashtra	Pune	MR22
Maharashtra	Solapur	MR27
Manipur	Imphal	MN01
Meghalaya	Shillong	MG01
Mizoram	Aizawl	MZ01
Nagaland	Kohima	NL02
Delhi	Delhi	DL01
Orissa	Berhampur	OR03
Orissa	Bhubaneswar	OR04
Orissa	Cuttack	OR05
Orissa	Rourkela	OR08
Punjab	Amritsar	PB01
Punjab	Jalandhar	PB04
Punjab	Ludhiana	PB05
Punjab	Patiala	PB08
Rajasthan	Ajmer	RJ01

Rajasthan	Jaipur	RJ06
Rajasthan	Jodhpur	RJ07
Rajasthan	Kota	RJ08
Rajasthan	Udaipur	RJ11
Sikkim	Gangtok	SM01
Tamil Nadu	Chennai	TN01
Tamil Nadu	Coimbatore	TN02
Telangana	Hyderabad	TL01
Tripura	Agartala	TA01
Uttar Pradesh	Agra	UP01
Uttar Pradesh	Ghaziabad	UP07
Uttar Pradesh	Kanpur	UP11
Uttar Pradesh	Prayagraj	UP03
Uttar Pradesh	Varanasi	UP18
Uttar Pradesh	Noida	UP09
Uttarakhand	Dehradun	UK01
West Bengal	Kolkata	WB10
West Bengal	Siliguri	WB11

JIPMAT 2022 Cut Off

The category-wise cut off for both the IIMs is given below:

JIPMAT Second Cut Off List

Category	IIM Bodh Gaya	IIM Jammu
General	79.965	79.7155
EWS	70.865	66.16
NC OBC	69.265	66.4
SC	54.01	56.6145

ST	45.745	48.295
PwD General	60.115	69.87
PwD OBC	36.89	45
PwD ST	39.405	-

JIPMAT First Cut Off List

Category	IIM Bodh Gaya	IIM Jammu
General	83.019	81.85
EWS	73.84	70.6345
SC	61.66	60.16
ST	53.34	51.95
OBC (Non-Creamy Layer)	72.7995	70.03
PwD General	60.11	69.87
PwD (OBC)	36.89	45
PwD (ST)	39.40	-

JIPMAT Answer Key

JIPMAT 2022 Answer Key

NTA will release the preliminary JIPMAT 2022 Answer Key on the official website. Candidates can access the answer key using their login credentials at- jipmat.nta.ac.in. Candidates can follow the steps mentioned below to check the answer key:

- Visit the official website at jipmat.nta.ac.in.
- Click on the link for JIPMAT 2022- Answer Key Challenge and login using your credentials
- Click on the link for answer key
- The answer key pdf will be displayed.

Candidates can raise objections against the preliminary answer key with a payment of Rs 1000 per objection. The payment of objection fee can be made only online through Debit/Credit Card/Net Banking/Paytm/UPI in the said format. To raise objections against JIPMAT Answer Key, candidates can follow the steps as mentioned in the official notification.

APPLY NOWCHECK ELIGIBILITYGET UPDATES

JIPMAT Result

JIPMAT Result 2022

JIPMAT 2022 result will be announced by the NTA on the official website. The result is available in the online form only and the candidates have to refer to the official site to get the JIPMAT result. JIPMAT 2022 Result are valid for the current academic session (2022-23) and cannot be considered for further academic years.

Steps to Check JIPMAT 2022 Result:

- Visit the official website of JIPMAT 2022- jipmat.nta.ac.in
- Click on the link for JIPMAT 2022 Result
- Enter your credentials- application number and password/ DOB
- The result will be displayed on the screen, candidates can download the scorecard for future references.

After the declaration of result, NTA will send the scores to IIM Bodh Gaya & IIM Jammu to conduct the further process for the admission to the Integrated Programme in Management. IIMs will then prepare and release a merit list based on 10th and 12th score, Gender Profile, or Personal Interview.

JIPMAT Merit List

JIPMAT Merit List Criteria

After the declaration of the result, IIMs publish a merit list based on the candidate's JIPMAT scores, Class 10 and 12th marks and gender. The weightage of each of the criteria taken into consideration has been tabulated in the table below:

Components	Percentage for IIM Jammu	Percentage for IIM Bodh Gaya
JIPMAT	60	70
Class 10 Marks	15	15
Class 12 Marks	15	15
Gender Diversity	10	--

Frequently Asked Questions

JIPMAT 2022 FAQs

Ques. What JIPMAT 2022 exam application process will start?

Ans. The application process for JIPMAT 2022 has been started on May 10, 2022. Candidates can register for the exam till June 15, 2022.

Ques. What all sections will come in the JIPMAT exam?

Ans. Candidates are supposed to prepare Quantitative Aptitude, Data Interpretation & Logical Reasoning Verbal Ability & Reading Comprehension for the exam.

Ques. In how many cities, the JIPMAT 2022 will be held?

Ans. The JIPMAT 2022 exam will be held in 76 cities. Details related to the JIPMAT test cities are mentioned on the official website.

Ques. I have completed my 10+2, can I give the JIPMAT 2022?

Ans. The candidates planning to apply for the JIPMAT exam must have obtained at least 60 percent aggregate in Class 10 or equivalent and Class 12 equivalent (55 percent for the reserved category candidates).

Ques. What is the JIPMAT exam fee and how can I pay it?

Ans. Candidates belonging to the General category have to pay INR 2,000 as the application fees while it is INR 1,000 for SC/ST/PwD/Transgender candidates.

Ques. Will there be any JIPMAT application correction window?

Ans. Yes, candidates will get an option to correct the details through the correction window on the official website of JIPMAT 2022.

Ques. I have forgotten my JIPMAT 2022 application number, can I get rectify it?

Ans. To get your JIPMAT application number, refer to the official website and tap on the 'login' tab. After that tap on and click the "forgot application number" button and follow the instructions mentioned there.

Ques. When the JIPMAT admit card will be released?

Ans. The JIPMAT 2022 admit card will be released at least 10-15 days before the exam.

Ques. When will the JIPMAT result be announced?

Ans. The date of the JIPMAT result declaration is not provided by the NTA yet. You can refer to the official portal for more information.

*The article might have information for the previous academic years, which will be updated soon subject to the notification issued by the University/College.




Friday 10th May 2022

JIPMAT Registration 2022, Application Form (Available!): Process and Fees

3.5K Views

Share

Registrations: 10 May '22 - 15 Jun '22



Abhishek Dhawan Senior Executive – Editorial

Updated on Jun 14, 2022 13:43 IST

JIPMAT application form 2022 has been extended. The **registration window is being facilitated until June 15 (5 PM) instead of June 9**. However, with the extension, the window for fee payment will also be available until June 15 (11:50 PM). Candidates need to fill and submit the JIPMAT application form online on the official website (jipmat.nta.ac.in). Candidates aspiring for the five-year Integrated Programme in Management offered at [IIM Bodh Gaya](#) and [IIM Jammu](#) can proceed to complete the JIPMAT registration. JIPMAT 2022 registration process requires candidates to enter personal, academic, and communication details. Candidates need to upload the scanned copies of the documents followed by a payment of INR 2,000 as the application fee (INR 1,000 for reserved categories).

Candidates having a minimum aggregate of 60 per cent in Class 10 and 12 are eligible to apply for [JIPMAT 2022 exam](#) (55 per cent for SC/ST, PwD candidates). Read this article further for more information on the JIPMAT application form 2022 including the schedule, and process for JIPMAT application form correction.

Latest Updates:

June 14: JIPMAT 2022 registration window closing tomorrow

JIPMAT 2022 Application Dates

Check the table below for [JIPMAT 2022 dates](#) for application-related events:

JIPMAT 2022 Events	JIPMAT 2022 Dates
JIPMAT 2022 registration commencement	10-May-2022
Last day to register for JIPMAT exam	09-Jun-2022 15-Jun-2022 (5 PM)

Last date to pay JIPMAT 2022 exam fees	10-Jun-2022 15-Jun-2022 (11:50 PM)
Activation of JIPMAT application form correction window	17-Jun-2022 to 18-Jun-2022
Last date to access JIPMAT form correction window	to be notified

JIPMAT 2022 Application Process

JIPMAT is being conducted by the NTA, thus the application process and website is hosted by the NTA. Given below are the steps of the JIPMAT 2022 registration and application process:

1st Step: Log onto JIPMAT 2022 website <https://jipmat.nta.ac.in/>

2nd Step: Click on the 'JIPMAT 2022 New Registration' tab

3rd Step: Click on New Registration again to go to the application page

4th Step: Click the check box and press the 'I agree' button

5th Step: Fill the application form with personal details

6th Step: Fill the application form with academic details

7th Step: Upload scanned images of photograph and signature

8th Step: Make fee payment via debit/credit card or net banking

Also Read: [JIPMAT 2022 Eligibility Criteria](#)

Documents Required for JIPMAT Application Form Submission

The candidates must keep with them the following documents to apply for JIPMAT 2022.

- Class 10 mark sheet
- Class 12 mark sheet
- Aadhar/Voter ID card
- SC/ST certificate
- PwD certificate
- Copy of scanned signature
- Scanned passport size photo
- debit/credit card or net banking details

JIPMAT 2022 Application Form: Image Upload Specifications

- Image should be in jpg/jpeg format only
- Size of the photo image must be between 10 kb to 200 kb
- Size of the signature image must be between 4 kb to 30 kb
- Size of the scanned copy of Caste/PwD certificate should be 10 kb to 300 kb

JIPMAT 2022 Application Fees

JIPMAT fee is different for candidates belonging to different categories. Take a look at the table below for **JIPMAT 2022 registration fees**.

Category	Gender	Fee
General/Gen-EWS/ OBC(NCL)	Male	INR 2,000
	Female	INR 2,000
SC/ST/ PWD	Male	INR 1,000
	Female	INR 1,000
Transgender		INR 1,000

JIPMAT 2022 Registration: Important Points to Remember

Here are crucial points to remember while filling the JIPMAT application form:

- Make sure to use a valid email ID and mobile phone number for registration
- Enter the valid and correct information in the application form
- Select test cities (four) carefully so that the nearest exam centre is allotted to you
- Upload documents in the prescribed format and dimension only
- JIPMAT application form fee is non-refundable
- The application process will not be completed until the successful payment of fees
- The JIPMAT 2022 application form cannot be withdrawn once submitted
- Changes can be made only when the form correction window is made live.

JIPMAT Application Form Correction

NTA facilitates the JIPMAT application form correction window after closing the registration window. All the applicants will be able to use the JIPMAT application form correction window to make modifications to the details filled in the form. NTA will allow candidates to modify all the details. There might be a fee charged for modifications made by the candidates. No requests for rectification via letter, fax or email will be allowed. The application form correction window will be hosted at the JIPMAT official website, i.e. [jipmat.nta.ac.in](https://www.jipmat.nta.ac.in).

<https://www.shiksha.com/bba/jipmat-exam-application-form>

Friday 10th June 2022

INDIA

JIPMAT 2022: Registration Deadline Extended, Check Official Updates Here

ByAkib

June 10, 2022

JIPMAT 2022: Registration Deadline Extended – PC : My Result Plus

JIPMAT 2022: National Testing Agency (NTA), the official examination conducting body for JIPMAT 2022, has extended the deadline to apply for the exam. According to the official notification released in regards to the extension of registration deadline, the last date to apply is June 15 now. Candidates desirous of applying for the exam can proceed with the application process underway on the official website of JIPMAT at jipmat.nta.ac.in.

JIPMAT 2022: What After Registration Window Closes?

Once the application process concludes for the exam, the exam conducting authorities will make the application edit window functional for the candidates on June 17, 2022. The facility to modify the application form details will remain open till June 18, 2022.

JIPMAT 2022: Paper Pattern

The JIPMAT 2022 exam will take place on July 3, 2022. Various details related to the exam pattern have been elaborated below.

- **Mode of exam:** Online (Computer-based test)
- **Nature of questions:** Multiple choice questions
- **Duration of the exam:** 150 minutes
- **Timings of the exam:** 3 pm-5:30 pm
- **Medium of exam:** english
- **Total number of questions asked:** 100
- **Maximum marks to be awarded:** 400

JIPMAT 2022: Steps to Apply for the Exam

Candidates who are still unregistered for the exam must adhere to the simple steps mentioned below for successful registration.

1. Log on to the official website of JIPMAT at jipmat.nta.ac.in through your web browser.
2. Click on the link to fill the application form available on the homepage.
3. Unregistered candidates are required to register themselves on the website. Those already registered must sign in through their generated login credentials.
4. Proceed to fill in the application form details and pay the application fee.
5. Preview the confirmation page. Finally, download it on your device.
6. Print its copy for future references.

Direct link to apply for the exam has been mentioned below.

[Fill the JIPMAT 2022 application form here](#)

Link to official website: jipmat.nta.ac.in

<https://livenewskerala.com/india/jipmat-2022-registration-deadline-extended-check-official-updates-here/>



Friday 10th June 2022

JIPMAT 2022 Registration Date Extended Till June 15| Here



JIPMAT 2022 Latest Update: The National Testing Agency(NTA) has extended the last date of submission of online application for the **Joint Integrated Program in Management Admission Test**, JIPMAT-2022. According to the new updates, the candidates can apply for **JIPMAT 2022** through the official website, jipmat.nta.ac.in till June 15, 2022. “In continuation to the Public Notice dated 10.05.2022 regarding the submission of the Online Application Form of Joint Integrated Programme in Management Admission Test (JIPMAT) – 2022, it is hereby informed that the last date for the submission of Online Application Form has been extended from 10 June 2022 to 15 June 2022,” reads the official notice.

JIPMAT 2022: Check Important Dates

- Submission of Application Form Online: June 15, 2022 (up to 05:00 PM)
- Last date for payment of Application Fee Online: June 15, 2022 (up to 11:50 PM)

- Correction in Application Form (correction Window): 17 June 2022 to 18 June 2022 (up to 11:50 PM)

JIPMAT 2022: How to Apply Online?

- Visit the official website of jipmat.nta.ac.in.
- Click on the link that reads, “**JIPMAT-2022 Registration.**”
- Click on the New Registration option.
- Enter the registration details such as Candidate Name, Father’s Name, Mother’s Name, mobile number, and others.
- Once registration is complete, log in again using the system-generated id password.
- Fill out the application form.
- Upload the necessary documents.
- Pay the application fee.
- Download the form and take a printout of it for future reference.

<https://newsdeal.in/jipmat-2022-registration-date-extended-till-june-15-here/>